

Splinters

*The newsletter of
Christchurch Woodturners Association Inc.*



Covid – Keeping Safe

If you are experiencing any symptoms that may be COVID or any other infectious illness, please do not come to the meetings. Look after yourself, get tested, get the appropriate treatment etc.. and please let us know if your illness may have a potential impact on the health of other members.

July 26 meeting

The meeting will start with the AGM. After that, our demonstrator for the meeting will be Mark Teeboon.

This month Mark will Demonstrate what he was supposed to demonstrate last month, a perfume diffuser. A great gift, ideal to perfume a handbag, freshen a draw or cupboard or to keep the car smelling fresh. A small project that can use a pen blank or a slightly bigger blank depending on the size you want to make. If you are feeling creative you can even turn one with three sides or square with rounded edges.

Don't forget to bring along any show and tell and your show table entries.



Notice of the AGM to be held at the July 26 club meeting, Harvard Lounge

The agenda is set out in our constitution as shown below. If you wish to submit a motion, raise anything under Other Business or have a question please let the secretary know so that an appropriate response can be included in the agenda and sent out in advance of the meeting to members.

The Presidents report, Accounts for 2022/23 and Minutes of last AGM have been distributed by email.

Business to be conducted at such meeting shall be:

- Approval of minutes of previous Annual General meeting and Subsequent Special General Meetings if any.
- Receiving the President's Report.
- Adoption of the Annual Accounts.
- Election of Officers.
- Specific motions requiring due notification in accordance with these rules, viz, rule changes, borrowing money, dissolution.
- Other business, being matters of a general nature not requiring specific notification.
- Nominations for the committee

We are looking for nominations for committee and officers and will accept nominations from the floor at the meeting. All officer positions (President, Secretary and Treasurer) are open to nominations.

Nomination forms can be downloaded with [this link](#). Completed forms should be sent or handed to the secretary secretary.chchwoodturners@gmail.com.

Indexing workshop – 22nd July 9am

The session will start at 9am at the workshop in Auburn Reserve.

The aim of the day is to make and then use an indexing plate. Attendees need to know the size of their lathe spindle (outside diameter) at home to be able to do this. See this page from SAWG for a similar project.

<https://sawg.org.nz/sawg/wp-content/uploads/2020/04/Index-pin.pdf>

What is indexing in woodturning?

An indexing wheel attached to the lathe spindle can be an invaluable aid in laying out equally-spaced lines on a turning. The lines might locate the feet to be carved on a vessel, holes to be drilled, flutes to be routed on a column, the waves on a wavy-edged bowl, or the elements of a geometric pattern to be carved, burned, drilled or routed into the wood.

If you have not already registered please do so now. Although late entries may be possible you could miss out. Contact Noel noelgraham5@gmail.com Check your emails for any late cancellations.

Pen making at the workshop, Wednesday 2 August at 7pm – Mark Teeboon

Come and work on the pens you are making or try a kit to make a seam ripper. Or, if you haven't made a pen before and would like to try, come and give it a go. Last month we had a new turner who had only 6 hours of turning experience who went home with a pen and was over the moon.

Things to Bring;- A mask – dust hazard \$5 workshop fee
 Pen kits- If you have them, can provide a few for \$5.
 Super Glue for finishing, sandpaper etc..

We have chisels and pen blanks. Looking forward to seeing you there.

If you need more information or you would like to attend, please send an email to Mark.

secretary.chchwoodturners@gmail.com.

From the internet -

1. Alan Stratton, <https://www.AsWoodTurns.com> - After I see a great demo by someone who truly turns something unique, I just have to try it myself. This is my situation after seeing Max Brosi at an AAW symposium demonstrate what he called the whale bone form. <https://www.youtube.com/watch?v=mQiot3QLsMO>
2. And from Max Brosi himself in French <https://www.youtube.com/watch?v=dMtGdN81IKM&t=1523s>

Art Of Wood Exhibition 2023

Have you started your entry yet?

This virtual Woodworking Exhibition is New Zealand's premiere woodworking show event, competition, and opportunity to market your work to the world.

It's open to all New Zealand residents. Just complete your work and take photos according to the requirements. Full details, including this year's categories and rules, and profiles of the judging panel, are available on the NAW website (<https://art-entry.naw.org.nz/>).

Online entries will be accepted between 1st August and 15th September 2023.

Taking part in such events is a great way to extend yourself and better your skills, and judges will even provide constructive feedback to help you improve.



SUBSCRIPTIONS FOR 2023

If you have not yet paid your subscriptions for the year commencing 1 April 2023, then your Club membership has expired. If you intend to resign then please let Peter know in person or by email (membership.chchwoodturners@gmail.com), otherwise we ask you to make your payment (\$35) by the end of this month at the latest. You can pay by cash at the next Wigram Club meeting, or at the Workshop.

If paying by internet banking, please include your name and "Subs" in the details fields so that it can be identified. The Club account number is: 03-1705-0048498-000.

Note: If you have not renewed by now, please don't be offended if you are denied use of Club facilities.

Pyrography session Wednesday 9 August 7pm at the workshop

Introduction to Pyrography is on for the second Wednesday at the workshop provided there are enough registering to attend? If you are going to attend, email: Dee deedinky2@hotmail.com

June Club meeting – reports

Dee and Don Morgan colouring demonstration – Report by Dee

Don and I did a colouring demonstration at last month's club meeting. Like many things, the practice works better than the demo. I showed how to put acrylic paint on water (which was laced with a little methylated spirits – helps the paint sit on the top of the water), and then carefully dipped my partially turned bowl into the water to pick up the paint. The bowl was painted white, which helps to show off the colours (black doesn't work so well, so I found out).

The paint I used was [Easy Marble by Marabu](#). You can get some really cool effects. Of course, this method of painting is not just for wood. On You Tube, you can see people demonstrating this method to paint paper and fabric. There are even people who manipulate the paint into actual scenes (like faces, flowers, and mountain scenes) and put them on baseball caps. There have been demonstrations in the workshop, by Noel, using spray paint on water, which is also quite effective. One of the members said this method of painting inspired him to marble cardboard to use as his labels.



I also showed pieces I had previously coloured by using other techniques of colouring wood. I used water-colour pencils and other types of paint (painting directly on the wood) to colour my bowls and boxes.



Don showed how to use iridescent paints with a blow art technique. He used [Jo Sonja's iridescent paints by Chroma](#). This is where you place a small amount of the paint (that is mixed with the flow medium) onto the surface of the wood and use an airgun to rapidly move the paint. It changes the colour from white into its base colour, such as iridescent turquoise. The wood should be painted black prior to using this method so that the paint pops. Don put a few different colours on his piece of wood and when he blew it, they blended into a really pretty pattern.



Give colouring a go. The worst case is that it is awful, so all you have to do is sand it back and start again. Happy colouring.



Demonstration by Mark Teeboon



Mark demonstrated the making of an Etui (a small, often decorative case, especially one for needles, toilet articles, or the like). In the example made by Mark, the etui held needles and small lengths of thread.

Show and tell

One member bought along this decorative item.



Woodturning courses – A personal view by Dee Morgan

Many years ago, my husband, Don Morgan, retired and decided to complete a woodturning course with Christchurch Woodturners Association in conjunction with NAW (National Association of Woodturners). It is a three year course that is run one Saturday each month. The teachers and fellow students were great. Many of them have become friends. Now Don helps teach others on their courses.


A couple of months ago, Don taught me how to turn a pen. Why didn't I try this years ago? It was great. I really enjoyed watching a squared off block of wood become rounded and shaped into a cylinder. Then, putting the pen together was exciting.

Noel (head teacher and workshop manager) is running a beginners course starting in September 2023. I am keen to join the class. It is only \$30 per Saturday (so, once a month). That is for a whole day of tutoring, practicing, and learning. That is cheap as chips.

Thank you to Noel and his team of helpers for making it possible for people like me to learn how to safely and successfully turn wood into bowls, boxes, pens, and pieces of art. I can't wait to start class.

At the June Meeting – Results from the show table

1st Patrick Campbell –
Guilio seed pod



2nd Jonathan Foate –
Oak bowl



3rd Keith McFadden –
Camellia bowl



Also seen on the show table were:-

Mark Teeboon – Sewing kit light
Keith Hake – Salt and pepper mills
Gavin Chalk – Natural edge dish
Jonathan Foate – Elm bowl

Mark Teeboon – Sewing kit dark
Chris Vermey – Yew container
Noel Graham – Ply bowl
Patrick Campbell – Salt and pepper set





Waitaki Woodturners Guild – SPIN AROUND 2023

Venue: WWG clubrooms, Oamaru Racecourse, OAMARU



Our **guest demonstrator** this year is **ANDREW POTOCHNIK** of Victoria, Australia. Andrew is a woodturner, demonstrator, exhibitor, educator, and author of international renown.

TO DO LIST

1. Make a note of the dates in your diary (Oct 27 – 29).
2. Register as soon as possible after Registration forms are sent out in August.
3. Book your accommodation/travel if required.



Also, not to be missed: Bill Owen of **Owen Woodturning Supplies** will be on hand with his display of woodturning tools, accessories and equipment - for all you need for your woodturning and more.

For the Partners: TBA

Good Food, Good Company & Good Fun.

For more about Andrew Potocnik, go to <https://www.andrewpotocnik.com/>.

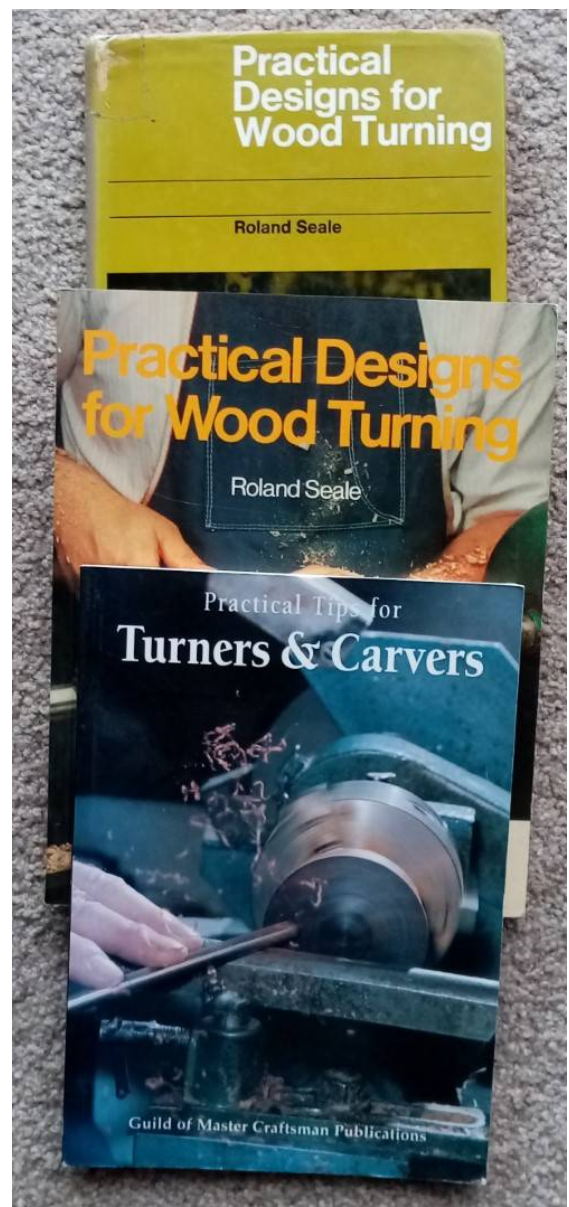

Contact: Geoff Martyn

waitakiwoodturners@gmail.com

021 0249 8604

Donation of books and a deep hollowing tool

The association has recently received a donation from Dr. Alan Chirnside of woodturning books and a long Woodcut deep hollowing tool with extension. The latter being one of Noel's favourite tools will be available for use in the workshop. The books will be spread across the library at the workshop and club meetings.



Special topic workshop sessions

The following session will start at 9am at the workshop in Auburn Reserve. If you wish to attend please email Noel or Peter one week prior to the class to reserve your space and give ample time for the preparation of timber etc... Check your emails for any late cancellations.

- 22nd July – Indexing
- 26th August – Hollow Form
- 23rd September – Wet Turning
- 28th October – Inlays
- 25th November – Christmas decorations

Other events

- **26 July** Club meeting and AGM at Wigram
- **23 August** Club meeting and AGM at Wigram

Club Information

| | |
|--------------------------|---|
| Club Membership | Details and registration, visit https://www.woodturning.nz/membership/ |
| Woodturning Course | For information, visit https://www.woodturning.nz/courses/ |
| Past Newsletters | Can be downloaded from https://www.woodturning.nz/newsletters/ |
| Other Clubs' Newsletters | Can be viewed online, here |

Regular Meeting Schedule

| | |
|---------------|---|
| Club Meetings | 4 th Wednesday of the month. 7pm at the Harvard Community Hall |
| Open Workshop | Thursdays 1-4pm, 7-9pm at the Workshop, Auburn Reserve |
| Pyrography | 2 nd Wednesday of the month. 7pm at the Workshop, Auburn Reserve |

Christchurch Woodturners Association Contact Details

Patron: Soren Berger

Life Members: Noel Graham

Committee

| | | | |
|-------------|----------------|--------------|--|
| President: | Ray Hall | 03 388 7277 | president.chchwoodturners@gmail.com |
| Treasurer: | Bill Parsons | 03 351 5647 | treasurer.chchwoodturners@gmail.com |
| Secretary: | Mark Teeboon | 022 098 2203 | secretary.chchwoodturners@gmail.com |
| Newsletter: | Ray Hall | 03 388 7277 | |
| WebMaster: | Ray Hall | 03 388 7277 | webmaster.chchwoodturners@gmail.com |
| NAW Course: | Noel Graham | 027 240 8112 | |
| Membership: | Peter Clemett | 03 342 5242 | membership.chchwoodturners@gmail.com |
| | Dee Morgan | 03 359 4386 | |
| | Evan Gow | 021 033 8065 | |
| | Ray Morgan | 03 366 9795 | |
| | Keith McFadden | 03 352 0333 | |
| | Joe Hayes | 03 385 3910 | |
| | Mike Ginty | 022 164 3322 | |
| | Nigel Elson | 021 186 2768 | |

Our Club is affiliated to the National Association of Woodworkers NZ Inc. (NAW).

The National Certificate of Woodturning course is administered by NAW.

Visit <https://naw.org.nz/> for more information.

