

Splinters

**The Newsletter of
Christchurch Woodturners
Association Inc**



**Photos from the
Advanced Bowl Design
Workshop
Sat 28th September
See Page 3
for more details**



**Upcoming Events
Page 2**

**Memorial Trophy
Competitions
Page 6**

**Graduation Dinner
Page 7**

Upcoming Events

Woodturning at Auburn Reserve Workshop.

Every Thursday 1pm to 4pm and 7pm to 9pm

\$5 for either or both sessions

There is some wood at the workshop but bring your own if you can

There are tool sets available

Woodturning at St Albans Menz Shed 36 Nancy Ave.

Every Tuesday 1pm to 4pm ~ See Rex for details

23rd Oct Club Meeting The HARVARD Community Lounge Corsair Drive Wigram
Wednesday at 7:00pm.
Demonstrator will be "Back to Bowl Basics" with Noel
The Jim Dunford Trophy will be judged at this meeting
See Page 10 for details

26th Oct Router Lathe Workshop Saturday 10am to 4pm \$5

1st to 3rd Nov Spin-A-Round Waitaki Fri, Sat, Sun at Waitaki Woodworkers Guild Workshops
Oamaru with Neil Joynt see Page 12-15

13th Nov Graduation Dinner for Classes 11, 12 and 13 **and End of Year Breakup**
Wednesday Evening 7pm
Cashmere Club
50 Colombo St, Somerfield, Christchurch 8022
Let Noel know (before 3rd Nov) if you are planning to attend.
See page 7

18th Nov Hands On at Auburn Reserve Workshop
Wednesday at 7:00pm.
Because of the number of new members who are coming on Thursdays nights it has been decided to shift the "Hands On" night to the third Wednesday of each month on a trial basis. These new members require introductory instructions and this has been interfering with purposes of the "Hands On" night

25th Nov Club Meeting The HARVARD Community Lounge Corsair Drive Wigram
Wednesday at 7:00pm. This will be our Christmas Breakup Party – Partners and friends are welcome. Bring a plate of finger food (Plate does not have to be wood)
The Peter Hutchison Trophy competition will be judged at this meeting.

23rd and 30th November Heads Up
We are trying to organise a "Tool Making" Workshop for either of these two Saturdays
We will let you know in the November newsletter if we have been able to arrange this.
The Workshop will include the forging of your own woodturning tools including the correct quenching and tempering techniques. It will also include initial sharpening of the tools after the steel has been tempered. There will also be a "Collaboration" workshop on either of these two dates depending on the date of the "Tool Making" Workshop. Again the date for this will be confirmed in the November Newsletter

The workshop will be open for the normal Thursday afternoon and evening sessions on December 5th, 12th and 19th and reopen after Christmas/New Year for January 9th, 16th, 23rd and 30th

Advanced Bowl Design Workshop ~ Saturday 28th October

This workshop was conceived well over a year ago and has been a long time arriving, having been re-scheduled due to unforeseen events on more than one occasion. Finally though, success! Four students turned up to spend the day in a practical workshop session under the guidance of Peter and Noel.

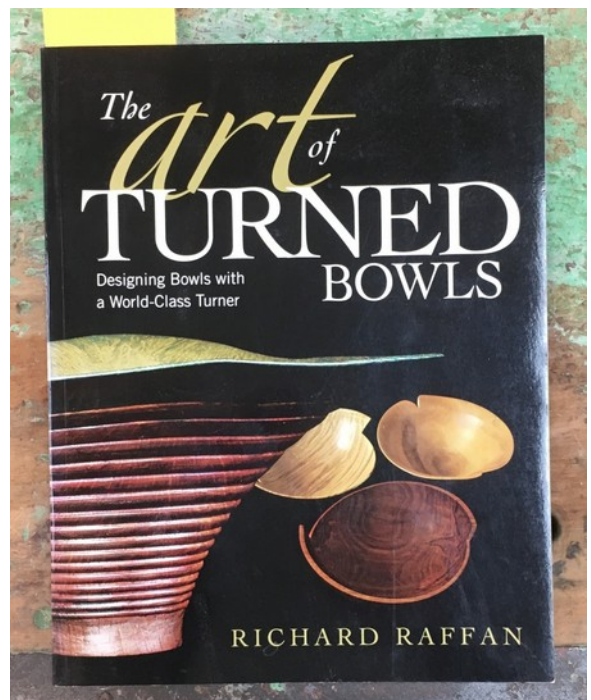
Peter introduced the day, explaining that the pursuit of good design can be a lengthy quest, and setting a realistic expectation of what could be expected from the session. The focus was to be strictly on external form and developing a critical eye. Reference was made to "The Art of Turned Bowls" by Richard Raffan, as an excellent source of expert design advice and practical examples.

We spent a while discussing form, proportion and fair curves, after which all participants were invited to turn two bowls. Noel had supplied a mix of walnut blocks and spalted sycamore slabs as raw material. Part of the challenge for students was looking past the figure in the timber and concentrating instead on shape. To emphasise the point, Peter had made it clear from the outset that these first bowls were not to be finished and would be painted black to better see the profile.

After lunch we critically reviewed our efforts – aiming to describe what we could see and how we felt about the appearance of each profile. By comparing and contrasting similar forms, and under the guidance of Noel and Peter numerous lessons emerged. Although it wasn't a focus of the day, Noel generously put his two bowls through the bandsaw and allowed us insight into the relationship between outside and inside forms, and visual "weight" vs the physical.


Then, it was free reign to apply the learnings and produce a finished article or two.

All in all, it was a very successful workshop and all thanks to those who took part. The scope for follow-on is wide open and sure to be on the programme for next year.




Turning Metals with Les Brindley ~ September Demonstration

Les demonstrated a number of techniques for turning various metals on a wood lathe. Initially he turned a small aluminum "bowl" between a "chuck" and a wooden disc which was placed on the live centre in the tail stock and "jammed up" against an aluminum disc "bowl blank". Les waxed the aluminum with a candle and then started to shape the "bowl" using a large wooden tool. You have to put a lot of pressure on the aluminum to spin it into shape so Les has a couple of tool posts on his tool rest to allow him to get more leverage when spinning the disc into a bowl shape.



Les next turned a small finial using a carbide woodturning tool. The finial blank was mounted in a Jacobs chuck. After achieving the desired shape he drilled a hole in the base of the finial and threaded it using a tap tool so that it could be attached to a box lid with a machine screw at a latter date.




This demonstration was a great chance to see our woodturning equipment used in a completely different way and producing things like metal candle holders and box finials that we will be able to use in our general woodturning.





**1st
Robin
Blowers**



**2nd
Keith
McFadden**



**3rd
Peter
Clemmet**



September Competition Table

Jim Dunford Memorial Trophy 2019


The Jim Dunford Trophy Competition will be judged at our October meeting on Wednesday 23rd October. The competition this year is to produce something that makes a sound. So that can be anything from a musical instrument to a duck call, from a slide whistle to a race car ~ as long as it makes a noise. Entrants must be financial members of the Christchurch Woodturner's Association at the time of the competition. Only one entry allowed per member. Work must be the member's own. A "work" may be either a single item, or consist of multiple, related parts.



Peter Hutchison Memorial Trophy 2019

The competition will be held at the November Club Meeting on Wednesday 27th November at the Harvard Lounge Wigram. The competition this year is to produce a "Christmas Ornament". So that can be anything from Christmas Tree Decorations to Snowmen, Father Christmas with sledge and reindeer to a nativity scene. The emphasis of this competition is on Colour and Embellishment. Entrants must be financial members of the Christchurch Woodturner's Association at the time of the competition. Only one entry allowed per member. Work must be the member's own. A "work" may be either a single item, or

consist of multiple, related parts. At least some aspect of the work must have been turned on the lathe. The scope of Colouring and/or Embellishing includes, but is not necessarily limited to, one or more of: paint; dye; ink; carving; burning; pyrography; scroll saw and, incorporation of other materials etc.



Router Lathe Workshop ~ 26th October 10am to 4pm

We are holding a Router Lathe Workshop on Saturday 26th October. The Router Lathe is a hand turned lathe bed that controls an endless wire that can be used to move a router along tracks to create spiral and liner flutes on wood turned spindles. We will be using the Sears Craftman Model Router Lathe for this workshop. We will have at least two and probably three of these router



lathes up and working. We will be turning the wood to round on conventional lathes and then using a variety of router bits to create spiral and straight flutes on the spindles. This technique can be used to decorate table legs, wig stands, standard lamps, candle stick holders and even vases and urns.

These particular router lathes have 24 indexing position so it is possible to create 1,2,3,4,6,8,12 and 24 flutes on a spindle. The router can be attached to either side of the endless wire so both clockwise and anticlockwise spirals can be created. This can be used in two ways. You can create a set of candle sticks, one with a clockwise and one with an anticlockwise spiral. You can also use both clockwise and anticlockwise spirals on the same spindle, creating a crosshatch effect. If you use a longer router bit that can reach the middle of the spindle you can create a hollow spiral.

We will have some long drill bits available for people who wish to make lamp stands. This will allow them to drill a hole right through the spindle for the lamp's cable. We will be leaving some of these router lathes (with a user manual) at the workshop for the next couple of months so if the Saturday workshop is part of your learning curve you can come back on a Thursday afternoon or evening and work on your actual project.

If you plan to come to this workshop can you email Joe at joe.hayes.nz@gmail.com We need a rough idea of the numbers attending to make sure we have enough suitable wood for all participants.

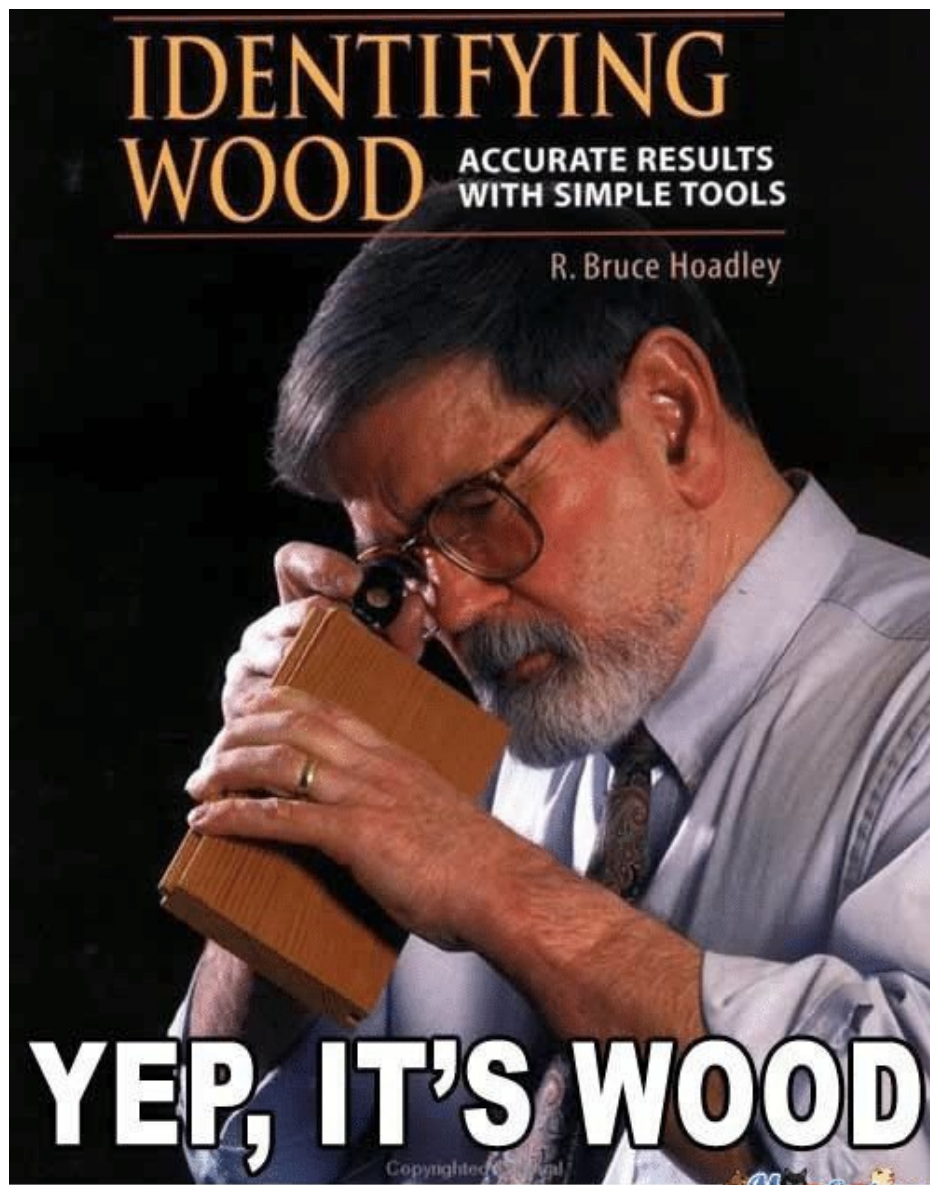
Graduation Dinner and End of Year Breakup

The Graduation Dinner for Classes 11, 12 and 13 and the End of Year Breakup will be held on Wednesday 13th November at The Cashmere Club 50 Colombo St, Somerfield, Christchurch 8022 starting at 7pm. Let Noel know (before 3rd Nov) if you are planning to attend and how many people will be in your party. Family and friends are welcome. The dinner will be \$35 per person (you pay this at the venue). Graduates attend free.

There will be a display of the Graduation Projects from the graduating students. Class 12 and 13 were combined into one class last year as some of their numbers dropped off, so they finished the course together as a combined class.

Spin-A-Round Waitaki

If you are going to Spin-A-Round Waitaki at Oamaru on 1st to 3rd November make sure you get your application form and payment in by Friday 25th October.



2019/20 Contact Details

Patron: Soren Berger, 25 Rodney St, New Brighton; 388-1004.

Life Member: Bruce Irvine, 401 Withells Rd, Avonhead; 358-8482.

Committee:

President: Ray Hall: 10 Halsey Street, South New Brighton; 388-7277.

Vice President: Rick Bolch: 28 Waiau St, Hoon Hay; 980-5156.

Treasurer: Bill Parsons: 76 Fendalton Rd, Fendalton; 351-5647.

Secretary: Ray Morgan: 154b Brookside Rd, Rolleston; 366-9795.

Newsletter: Joe Hayes: 130 Petrie St, Richmond; 385-3910.

Web Master: Ray Hall: 10 Halsey Street, South New Brighton; 388-7277.

David Caddie: 23 Butts Valley Road, Heathcote. phone 384-3984.

Peter Clemett: 36a Fenhall St, Russley; 342-5242.

Evan Gow: 18 Creese Place, Redwood Christchurch. 021-033-8065.

Noel Graham: 63 Oakley Cres, Hornby; 349-8976.

Alistair Judd: 39 Waipara Street Cracroft Ch ch 8025.

Keith McFadden: 46 Coolspring Way, Redwood; 352-0333.

Rex Marshall: 396 Greers Rd, Bishopdale; 352-9297.

Dee Morgan: 69A Trafford St, Harewood; 359-4386.