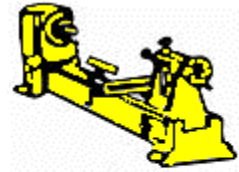


**Christchurch
Woodturners
Association Inc.**

Splinters

Newsletter of the Christchurch
Woodturners' Association Inc.

www.woodturning.org.nz



**Christchurch
Woodturners
Association Inc.**



**Page 2
Upcoming Events**

**Page 3
Peter Hutchison Trophy**

**Page 4 to7
Nick Agar**

Upcoming Events

- April 7th** **Club Night** Tuesday 7:30pm
The HARVARD Community Lounge Corsair Drive Wigram
Jewellery. Lee Whiteley will be having a look at Texturing, Solder and Cold Joints, Saw Cuts, Bracelets and Chains, Setting Stones and Enamelling.
Peter Hutchison Trophy (for Coloured and/or embellished work) see Pg3
- April 16th** **Hands On at Cobham** Thursday 7pm
Turning #2 Morse tapers in wood
Peter and Les will be looking and both the technical detail required and the uses you can make from turning Morse tapers from wood. We will be making a pen press that will allow you to use your lathe to press pens together.
- May 5th** **Club Night** Tuesday 7:30pm
The HARVARD Community Lounge Corsair Drive Wigram
Collaboration. At the May meeting, our Club President, Peter, will lead a demonstration themed around working collaboratively. Come along and find out why this could be just what you're looking for to provide the challenge of new ideas and ways of working.
- May 9th** **South Island Fun Day** Saturday (see page 14)
- May 21st** **Hands on at Cobham** Thursday 7pm
Using a Router Lathe. When we had a general look at Routers at the February "Hands On", a number of people expressed an interest in seeing the Router Lathe in action. The Router lathe can be used in three modes: Cutting beads and coves, Cutting flutes lengthwise and Spiraling. It is quicker and cheaper to cut beads and coves on your main lathe so we will be having a look at Cutting flutes lengthwise and Spiraling.
- May 30th**
June 1st **Harihari** (Queens Birthday Weekend) More info next newsletter
- June 18th** **Hands on at Cobham** Thursday 7pm
Bowls with Holes. A look at fixing and/or stabilizing holes that we find in a bowl blank as we turn it.

Peter Hutchison Trophy

The Peter Hutchison Trophy Competition will be held during Club Night on April the 7th.

The trophy in Peter's name is awarded annually to the member who displays the best coloured and/or embellished work.

Entrants must be financial members of the Christchurch Woodturners Association at the time of the competition.

Only one entry per member. Work must be the members own.

Work must have been completed in the last year.

A work may be either a single item or consist of multiple related parts.

At least some aspect of the work must have been turned on a lathe.

The scope of colouring and/or embellishing includes but is not necessarily limited to one or more of painting, dying, carving, burning, pyrography and incorporation of other materials.

The judge will specifically be looking at how colour has been used to enhance the work.

The judge will be Helen Brown. Helen is an accomplished artist and facilitates an art group.

The judge's decision is final.

Missing Tools

Note to Course 7 & 8 Students.

During your last year some tools were borrowed from Tutors. Can you please look in your toolbox to see if you have a tool or two that is not yours. Thank You

First Rule of Woodturning ~ "Don't get blood on the wood"

Nick Agar Bud Vase Demonstration



Neck hole drilled with forstner bit then rim shaped with bowl gouge



Splatter is applied with a spray diffuser blown by mouth



Fine shading is applied by airbrush (Sprit based dye) using 30psi



Leaf template and overspray shield applied with low adhesive masking tape

Air pressure turned down to 20psi so dye is not blown under template



The finished bud vase



Nick Agar Ceramic Effects Demonstration



Painting with Milk Paint



Sanding with fine grit



Spraying crack template



"Crack"



Freehand spray



Finished "Crack"




Ripped brown paper used as a soft edge template for clouds and mountains



Nick Agar Wall Piece Demonstration



Faceplate




Sanding



Texturing



Carvers Background Punch



Spray Diffuser



Offcentre



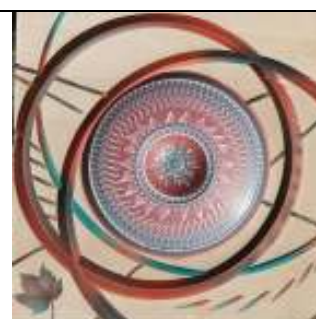
Angle grinder



Carving Tool



Power Sanding



Finished Piece

Nick Agar Viking Sunset Bowl Masterclass



Nick Agar Airbrush Dye with
Liming Wax on Textures





Avice Hill Arts and Crafts Festival

February Club Night Demonstration

Turning wine bottle stopper using coloured pencils with Keith Hake

Keith showed us some samples of his work using standard off the shelf metal wine stoppers, onto which he glues his pencil handle. He said the best deal is a 24 pencil pack from the Warehouse.(must be hexagon shaped).

He starts by using CA glue to glue seven pencils in a row, then glues a row of six either side of them, followed by a row of five and then a row of four, finally finishing up with thirty seven pencils glued together in a bundle. This is cut into three lengths, then one length being held in a screw chuck and turned down to approximately 50mm diameter and 50mm long.

He then shaped this into a pointed dome shape and tapered down at the bottom to about the same diameter as the metal stopper. He said that the more shape and different diameters you have the better the colours look.

Keith then lightly sanded down through the grades and then rubbed some CA glue over the shape and dried it. He said that he could sell the at a market in town for up to \$50 and maybe \$30 at Brighton.

Certainly a different way of doing things.....
Rick Bolch (scribe)





Febuary Competition Table

President's Piece – Apr 2015

Well, the change of seasons is certainly upon us. Not only has the first month of Autumn come and gone on the calendar, but the rapidly shortening days and cooling temperatures are clear heralds of the Winter to come. For all that, I'm still on a high from the fantastic and inspiring Summer of woodturning I've had, and I'm determined to keep the feeling lasting as long as possible.

What kicked the season off in grand style for me was the long anticipated arrival of my new lathe. Although quite attached to the General model 160 that has done me sterling service for many years, I was finding the 6" height above the bed and 4-speed belt drive a little too limiting. I spent considerable time contemplating options and in the end chose a Woodfast C1000X which I purchased through Bill Owen. You can see in the picture how it compares in scale to one of our Club lathes. I'm pleased to report that this new acquisition has seen plenty of service already and is doing everything I want. For the first time I have been able to turn bowls of 400mm diameter – the only drawback being that I now realise that I'm going to need other tool rest configurations to really take advantage of that capacity. On the positive side, I can see a whole new line of future birthday and Christmas gift requests stretching out ahead ...



At the Symposium last year, Julie and I were invited by Geoff Addison to participate in the 2015 Putaruru Collaboration event. You may remember Geoff as the NAW representative who attended our last South Island Fun Day. As an admirer of the many spectacular works which have come out of the Putaruru and Fielding Collaborations over the years, and aspiring to similar heights in my own endeavours, I was naturally delighted to have been asked. Admittedly, there was also some doubt there that I could hold my own in such esteemed company. If you have seen the reports of these events in *Creative Wood* or on the NAW website then you'll know what I mean. However once we were there, it soon became apparent that we needn't have worried. We were warmly welcomed into the fold and the week passed in a fun-filled whirl of themed and free-range projects, all undertaken as joint works. It was busy, challenging at times, inspiring, and overall a fantastic experience. If you're coming to HariHari this year then I hope you will get a small taste of the same.

More recently of course, we've had the visit from Nick Agar who has been touring clubs, courtesy of Carbatec and the NAW. A great deal of thanks must go to Dick Veitch who gave up so much time to organising the tour and transporting Nick around the country. Those who were able to make the full day demo in Christchurch were treated to a great display of turning and decorating skills and plenty of Nick's good humour. It was extra special for myself and several members who also attended the next day's Master class at the Rangiora clubrooms of the North Canterbury Woodcrafters. It was easy to see why Nick is in such demand as he's an accomplished and polished demonstrator and tutor.

Finally, I must also acknowledge the consistent "background" buzz from within our own Club. The demonstrations and discussion at our monthly meetings always yields new ideas and pearls of wisdom. The hands-on nights at Cobham too are going from strength to strength, with Joe Hayes leading a stimulating programme of activity themed on various practical skills. I hope you are also making the most of these opportunities to be inspired and try something new.

Happy turning everyone.

Peter

March Club Night Demonstration

'Scraps, Off cuts & Left overs' with Rick Bolch

Rick started by showing a swamp kauri ex coffee table top that he had just been given by a neighbour. Several ideas were given along with his thoughts and he also received some ideas later on.

He has also said that he had made many wig stands with different timbers as a way of reducing his pile of timber.

The evening was to be more of a discussion with an exchange of ideas and options. Rick had several items on display as talking points

Joe giving a brief talk on his items and ideas, he had some beads, ear rings and necklaces made from the left over ends of pen blanks that he turns on a pen mandrel with spaces between the beads

Peter Clemett displayed some of his items and talked on various holding methods required with small work.

Celia suggested putting off cuts in a box and giving them to a local pre school for the kids to play with.

Other items mentioned were toys, clowns , pen blanks , wine bottle stoppers , key fobs , counters for playing draughts , chess pieces , or glueing pieces together to make something..

Hopefully some ideas appealed to you...

Rick Bolch



South Island Fun Day

Hoasted by the Christchurch Woodturners Association

Saturday May the 9th is the South Island Fun Day

Teams from most South Island Clubs will be attending

**It will be held in the Methodist Church Halls in Brake Street Upper
Riccarton**

Between the hours of 9.30am and 3pm

**You are all invited to attend. Some of you may be turning in
competition teams or have work on display on the competition table.**

***Bill Owen of Woodturning Supplies* will be there with a good selection
of woodturning tools and accessories.**

This is your chance to buy direct from W R Owen Woodturning

Reminder

April Club Night Tuesday

7th of April from 7.30pm

At the Harvard Lounge, Wigram

Upcomming 20th Anniversary

Next year is the 20th Birthday of the Christchurch Woodturners Association.

Your committee is currently organising a special event to commemorate this milestone.

If you have any ideas please pass them on to a committee member.

(How about a "Turn a wooden Birthday Cake with wooden candles" competition ???)



March Competition Table

Our thoughts and prayers go out to the friends and families of four past and present members that we have lost this year.

Peter Lamont

John Ryan

Jeanette Brittan

Margaret Prain.

Newsletter Options

When you renew your subscription for the next financial year there will be an option to select for how you receive your Newsletter. You can choose between getting your newsletter by mail (like you do now) or receiving it by email. It will be exactly the same newsletter. The only difference is that the printed version is in Black and White and the email version will be in Colour. So have a think about how you wish to receive your newsletters and tick your preferred option on your next subscription form. If we save a few trees there will be more wood for us to turn.

2014/15 Committee Contact Details

Patron: Soren Berger, 25 Rodney St, New Brighton; 388 1004.

President: Peter Clemett: 36a Fenhall St, Russley; 342 5242.

Vice President: Rick Bolch: 28 Waiau St, Hoon Hay; 980 5156.

Treasurer: Bill Parsons, 76 Fendalton Rd, Fendalton; 351 5647.

Secretary: Ray Morgan: 154b Brookside Rd, Rolleston; 366 9795.

Newsletter: Joe Hayes, 130 Petrie St, Richmond; 385 3910.

Web Master: Ray Hall, 10 Halsey Street, South New Brighton.

Noel Graham: 63 Oakley Cres, Hornby; 349 8976.

Murray Hemmingsen, 75 Woodbury St, Russley, 342 5486.

Bruce Irvine, 401 Withells Rd, Avonhead; 358 8482.

Celia Irvine: 401 Withells Rd, Avonhead; 358 8482.

Pat Jordan, 39 McBeath Ave, Hoon Hay; 942 4279.

Rex Marshall: 396 Greers Rd, Bishopdale; 352 9297.

John Scott: 26 Carston St, Leeston; 324 8340.

Lee Whiteley, 34 Cicada Place, Hei Hei, 342 7525.

Mike Wing: 7 Donovan Pl, Halswell; 741 1475.