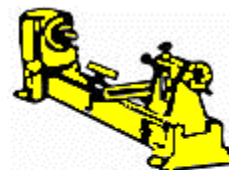


**Christchurch
Woodturners
Association Inc.**

Splinters

Newsletter of the Christchurch
Woodturners' Association Inc.

www.woodturning.nz



**Christchurch
Woodturners
Association Inc.**

Monthly Meeting Date Change

Our Monthly Meeting date has changed to the 4th Wednesday of each month.

Time and Venue remain the same

Setup at 6:30PM – Meeting at 7pm

At The HARVARD Community Lounge Corsair Drive Wigram



**Christchurch Woodturners Association Subscriptions for 2017-2018
are now due.**

You can pay online

Our internet Banking Account Number is 031705 0048498 00

Or bring your subscription to the next meeting

**Annual Subscription is \$30 reducing to \$25 if paid before June 30th
2017**

**Page 2
Upcoming Events**

**Page 9
For Sale**

**Page 11
South Island Funday**

Upcoming Events

Woodturning at St Albans Menz Shed 36 Nancy Ave.

Every Tuesday 1pm to 4pm ~ See Rex for details

March 30th Glenn Lucas Demonstration at Rangoria. See page 10

April 14th Pyrography Group Thursday 7pm to 8:30pm at Cobham
We will have a look at **Tuatara** this month

April 21th Hands On at Cobham Thursday 7pm
Making your own Sanding Mandrels
Bring an 8mm bolt, \$5 for resin and F38, an empty resene testpot container and a cloths peg and we will get you started. You can turn down the hardened resin at home and bring it back next month to add the rubber and Velcro hooks.

April 26th Club Meeting Wednesday at 7:00pm
The HARVARD Community Lounge Corsair Drive Wigram
Peter Clemett will be demonstrating Pewter Work

April 29th South Island Funday see Page 11
Plains Museum Maronan Road Tinwald Ashburton

May 11th Pyrography Group Thursday 7pm to 8:30pm at Cobham
Time for some mammals – lets start with mice and hedgehogs

May 18th Hands On at Cobham Thursday 7pm
First we will complete the sanding mandrels from last month. Ados F38 will be provided but you will need to source your own rubber and Velcro hooks. Then we will have a look at Pewter work with Peter or have a session on the Negative Rake Scraper ~ Techniques and Sharpening.

May 24th Club Meeting Wednesday at 7:00pm
The HARVARD Community Lounge Corsair Drive Wigram
Arnold Memelink will be demonstrating a yarn bowl



February Competition Table 1st Joe Hayes 2nd Robin Blowers 3rd Tedge Memelink

Dremel Tools with Tedge ~ February Demonstration


The February demo was cut a bit short because we couldn't get into the venue till late. Tedge demonstrated some glass etching and pyrography outside before we were able to get in and then setup some hands on demonstrations of Dremel equipment.

Members seem to be most interested in the Versatip 2000 (A cordless 6 in 1 gas torch for soldering, pyrography, melting, shrinking, hot cutting and paint removal) and the 2500 Multi Vice (clamps to any workbench and can be rotated 360° and tilts up to 50°. She also demonstrated the Moto saw (a small scroll saw) and some of the cordless rotary tools.



Making your own Sanding Mandrels with Noel ~ March Demonstration

Norski 421 Resin is mixed in a 4 to 1 ratio and poured into a empty Resene testpot container. An 8mm bolt is used as the mandrels shaft. This is pushed down into the resin and a gas blow torch is used to pull any bubbles up out of the wet resin. The top of the test pot has a hole for the 8mm bolt to hold it centered as the resin hardens




A peg is used on the 8mm bolt to stop it slipping right to the bottom of the wet resin. After the resin has hardened it can be shaped on the lathe using a Jacobs chuck. A wood spacer is used between the resin and the tail stock to stop the Jacobs chuck being pulled out of the headstock while you are shaping the resin

The thread section of the bolt can now be removed using an angle grinder. Noel uses 8mm bolts because he finds the 6mm too small in diameter for the drill chuck to grip properly and the slippage can damage both the shaft and the chuck. The diameter of the resin where it is glued to the rubber should be about 50mm.



Eco Shed as old swimming kick boards. The F38 is applied to both surfaces and left till it is almost dry – just a little bit tacky before the two surfaces are forced together.



Noel has a mandrel for each grit of paper he uses and a quick-change mechanism so that he can quickly change from one grit to the next. When he is power sanding the inside of bowls he first sands with the bowl stationary to fix up any tool marks or tear out then spins the bowl on the lathe. The first grit is used to remove all imperfections. The higher grits just remove the scratches from lower grits.



This is for a mandrel to take 75mm paper. Ados F38 is used as a contact adhesive because it can take the high heat required when sanding. A firm rubber is required for the backing. It can be purchased from Para-rubber or more cheaply from the



Once dry the rubber can be turned down with a taper from the 50mm resin to about 70mm for the Velcro end. This end is turned to 70mm so that it is slightly smaller than the 75mm sandpaper so that the sandpaper always covers the end.





1st

22

22

March Competition Table 1st Robin Blowers

National Association of Woodworkers NZ

If you are a member of NAW your subscriptions for the 2017-18 year are now due.
If you are considering joining, have a look at their web site at <http://naw.org.nz/>

Every individual member receives a copy of our popular national magazine, Creative Wood, four times a year. This is packed with informative shared experiences and ideas and articles on forthcoming and past events around the country (and overseas), project ideas and instructions, tool and machinery reviews and hints, book reviews, historical information, and other inspirational items, as well as NAW member notices and details of NAW member clubs.

The NAW coordinates demonstrator tours around the country, with costs shared across all participating clubs. The aim is to break even, but the NAW underwrites any losses, making a modest excess on some tours to off-set losses on others.

These demonstrators are almost always professionals, many being internationally recognised. Such demonstrators take time out of their workshops from what they do for a living, and what they charge is a modest return for their time away from home.

Every individual NAW member receives a membership card. When an individual NAW Member attends an NAW-sponsored touring demonstration that Member receives a discount in recognition of their individual NAW membership.

Members need to produce their NAW membership cards to obtain this discount. Typically, this is a \$5 to \$10 discount off the general demonstration, Master Class and Master Class observer attendance

As well as giving you affordable and discounted access through demonstrations and tutorials, to top overseas and New Zealand teachers, there are many inter-club events in the NAW calendar that give members an opportunity to mix socially and to trade ideas and techniques. This is especially true of participatory events.

Members have access to the NAW Education Opportunity Grants Programme, typically to help with expenses for traveling, tuition and workshops. As a member of NAW you are not only part of the active woodskills community in New Zealand but you also have access to the worldwide woodturning and woodcrafting community.

You can join or renew your subscription online at:
<http://naw.org.nz/memberships/individual-member/>

Available for purchase on Club Nights

Crown Tools



Starbond Cyanoacrylate (CA) glue

Strong Hot Glue Sticks



Velcro Sandpaper 80 to 600 grit


And

Some Ubeaut finishing products like Shellawax and EEE Ultra Shine

For Sale ~ All reasonable offers will be considered

Lathe, Drill Press, Scroll Saw, Table Saw

Contact Bruce on 358 8482



Glenn Lucas Demonstration
North Canterbury Woodcraft Club
183 Northbrook Road, Rangiora 7400
Thursday 30th March 2017

Glenn will be demonstrating a Square Edge Bowl and Sharpening techniques in the afternoon and a Dublin Viking Thin Walled Bowl in the evening.

Costs:

Afternoon and Evening	\$35 NAW members	\$65 Non members
Afternoon Only	\$30 NAW members	\$40 Non members
Evening Only	\$25 NAW members	\$35 Non members

The National Association of Woodworkers has arranged for Glenn Lucas, from Flanders Cross, Garryhill, Bagenalstown, Co. Carlow, Ireland, to visit New Zealand from 27 March to 12 April 2017.

Glenn is an excellent woodturner, great demonstrator, and superb entertainer. If you need confirmation of that ask anybody who attended his demonstrations at the 2012 New Zealand Symposium.

Or, just have a look at his website <http://glennlucaswoodturning.com/> and view the pictures and video clips there. The plan for this tour is for Glenn to arrive in Christchurch and tour the south before crossing to the north and continuing his tour. Each club is asked to liaise with the previous and next club on his calendar and arrange for him to be passed from club to club.

Within each demonstration there is a wealth of knowledge and learning for woodturners of all skill levels.

From 1pm to 4 pm Glenn will be covering Sharpening Made Easy and a Square Edge Bowl and in the evening a Dublin Viking Thin Wall Bowl.

If you plan to attend the Afternoon and Evening sessions you can order a light tea. We are organising car-pooling so if you have a spare space in your car or would like a ride let us know.

So if you are coming, would like a meal, can take someone else, or need a ride contact Noel at noel_chris_graham@xtra.co.nz or on 349 8976.

South Island “Fun Day” 2017

Hosted by the Ashburton Woodworkers Inc. and sponsored by the National Association of Woodworkers.

You are invited to be present at this annual event being held on Saturday 29th April 2017, between 10am and 3pm in our clubrooms, located at the Plains Museum, Maronan Rd, Tinwald, Ashburton. Car parking is available in the complex. The rooms will be open by 8.30am.

Send a team of six turners to show their lathe skills and decorate a table with finished work by Club/Guild members.

Bill Owen of “**W.R.Owen Woodturning Supplies**” will be present with samples of his stock.

A raffle to help defray expenses, morning and afternoon teas. Lunch will be available at a small cost.

Several motels are close by, so gather a team and supporters, book your accommodation and join in the fun and fellowship of the 2017 “Funday”

Contact details: sue.wim@slingshot.co.nz 03 307 1287

Show Table Rules:

One item only per woodworker.

A piece that has won a prize at an earlier Fun Day cannot be entered.

There is to be a minimum of six turned items, with at least two spindle and two faceplate turnings.

A maximum of four non turned items can be displayed.

All items displayed, including non turned items, are eligible for judging in the “Best Individual Piece” category.

Items displayed are to have the name of the woodworker covered and each item is to be numbered.

Tina Turner Trophy:

The competition for turners on the day is to be a rolling pin and pastry cutter. Three turners will turn a: rolling pin with handles, three turners a pastry cutter. At the completion of the turning competition, the judge will rule on which pairs of rolling pin and pastry cutter appear the same. In the interests of safety, full face shield should/must be worn by both the turner and the assistant. No rules, other measuring devices, pencils or sandpaper is permitted.

Christchurch Woodturners Association

P O Box 79187 Avonhead

Christchurch 8446.

Our internet Banking Account Number is 031705 0048498 00

If you haven't paid your subscription yet you can pay by Direct Credit, post it to our PO Box or bring it with you to the next meeting.

I have just cut down a large cherry tree and wondered if anyone would like some of the wood. Cheers Ewen Fraser ChCh 021 210 6839

Large Apricot branch 200mm tapering to 80mm, 800mm long. Contact Barry O'Byrne 348 9277 after 8:00 pm. Weka Street area

To the pessimist, the glass is half empty; to the optimist the glass is half full: but to an engineer the glass is twice as big as it needs to be.

"Good judgment comes with experience, and experience comes with bad judgment."

2016/17 Contact Details

Patron: Soren Berger, 25 Rodney St, New Brighton; 388 1004.

Life Member: Bruce Irvine, 401 Withells Rd, Avonhead; 358 8482

Committee:

President: Rick Bolch: 28 Waiau St, Hoon Hay; 980 5156.

Treasurer: Bill Parsons, 76 Fendalton Rd, Fendalton; 351 5647.

Secretary: Ray Morgan: 154b Brookside Rd, Rolleston; 366 9795.

Newsletter: Joe Hayes, 130 Petrie St, Richmond; 385 3910.

Web Master: Ray Hall, 10 Halsey Street, South New Brighton.

Peter Clemett: 36a Fenhall St, Russley; 342 5242.

Michele Fitzgerald 021 295 8463

Noel Graham: 63 Oakley Cres, Hornby; 349 8976.

Murray Hemmingsen, 75 Woodbury St, Russley, 342 5486.

Celia Irvine: 401 Withells Rd, Avonhead; 358 8482.

Rex Marshall: 396 Greers Rd, Bishopdale; 352 9297.

Arnold Memelink: 65 Francis Ave Mairehau: 385 3733.

Mike Wing: 7 Donovan Pl, Halswell; 741 1475.