



Splinters

The Newsletter of
**Christchurch Woodturners
Association Inc**



Official Opening of the Workshop

Saturday 24th August 2pm

Everybody Welcome

**Opening Ceremony
Afternoon Tea
Display Tables
and Demonstrations**

**Page 2
Upcoming Events**

**Page 2
Workshop Opening**

**Page 15
Mark Teeboon
Demonstration**

Upcoming Events

Woodturning at Auburn Reserve Workshop.

Every Thursday 1pm to 4pm and 7pm to 9pm
\$5 for either or both sessions

There is some wood at the workshop but bring your own if you can
There are tool sets available

Woodturning at St Albans Menz Shed 36 Nancy Ave.

Every Tuesday 1pm to 4pm ~ See Rex for details

- 24th Aug** **Grand Opening of the Workshop**
2pm at the Workshop – all welcome – see page 2
- 28th Aug** **Club Meeting** The HARVARD Community Lounge Corsair Drive Wigram
Wednesday at 7:00pm. Demonstrator will be Andy Gorst showing us some resin techniques
- 5th Sept** **Demonstration** Thursday Afternoon 2pm Mark Teeboon from Auckland
Mark will be demonstrating his Needle Case see Page 15
- 19th Sept** **Hands On** at Auburn Reserve Workshop
Wednesday at 7:00pm. Topic will be Resin Techniques. If you are going to use a lot of Resin we ask you to bring your own ~ This will be discussed at the Demo on the 28th Aug
- 25th Sept** **Club Meeting** The HARVARD Community Lounge Corsair Drive Wigram
Wednesday at 7:00pm. Les Brindley will be having a look at "working with metals"
- 28th Sept** **Advanced Bowl Design Workshop** Saturday 10am to 4pm \$5
- 17th Oct** **Hands On** at Auburn Reserve Workshop
Wednesday at 7:00pm. Topic will be Working with Metals and we will have a look at the techniques that Les has shown us at the September Meeting
- 23rd Oct** **Club Meeting** The HARVARD Community Lounge Corsair Drive Wigram
Wednesday at 7:00pm.
- 26th Oct** **Router Lathe Workshop** Saturday 10am to 4pm \$5


>>> **Grand Opening of the Workshop** <<< **Saturday 24th August 2pm**

All members are invited to participate in our official opening of the workshop at Auburn Reserve. If you are going to be there, please bring along an example of your work for a show table.

- 2:00pm Official Opening and speeches
2:45pm Afternoon Tea
3:00pm Display of members work and demonstrations
4:00pm Finish

Introducing our new President ~ Ray Hall

Ray started woodturning in the early 1960s at night school in London. Although he has been passionate about woodturning ever since, he was always more interested in reading about the craft than committing to long hours of practice in a workshop. Consequently he describes myself as a novice with 50+ years of experience. Prior to retiring after a long career in IT, he completed the Aoraki / NAW woodturning course and committed to opening a Men's shed in the New Brighton area. In the Men's shed he get a lot of satisfaction from helping others learn woodturning. Having seen how successful men's sheds were in sharing knowledge and skills, he was an early supporter of the establishment of a workshop for the Christchurch Woodturners Association. He enjoys contributing with the skills that he has and he hopes to encourage all members to participate more in the activities of our association and make greater use of our workshop.



PRESIDENTS REPORT for 2019 as presented to the AGM

Having a strong committee is essential as evidenced by the fact that I started my third term by being away on holiday for two months. In October, several members went down to Oamaru to see the Australian demonstrator Vaughn Richmond run a hands on demonstration week end. Peter and Noel got involved with the Rekindle group in November learning how to use a bungy lathe, and doing a follow up demonstration in July. Our Christmas event went off well with the project theme being "Beads of Courage" boxes, which were then given to the Child Cancer Society.

Around Christmas time was a major time in our club history when we took ownership of our own workshop facilities at Riccarton. The hall itself cost us only \$5000 and we pay a small annual lease amount to the Council for the land itself. The hall itself was completely rewired over the Christmas holidays by a new member Dave Murray, whilst some early modifications were being made. The legal paperwork was handled also by a club member for mates rates. A special thanks to Noel Graham and Joe Hayes for being the driving force behind equipping the hall for the learner classes and the new members. We plan on a couple of painting /maintenance days soon before we have an official opening day in August.

Once again, we were at the "Hello Hornby" event this year. Being able to utilize our new hall, meant that we could host another Robert Sorby demonstration day, and have an Australian demonstrator Neil Turner come and do a demonstration day for us. About a dozen members went down to Oamaru for the Fun Day event in May, being able to field two teams.

Our editor Joe Hayes has changed our newsletter to mostly digital by email, a saving on costs, but can be sent almost anytime, making it easier for Joe to edit and organise.

A special thanks to my secretary Ray Morgan for keeping on top of the mountain of paper work involved in our purchasing the workshop over a period of two years, and his excellent work throughout the year. Thank you to the our Treasurer Bill for making sense of our finances so well, and the various committee members and club members who contribute throughout the year.

The N.A.W. A.G.M. / demonstration day event was well attended by our club members and other clubs as well. The demonstrations were excellent, a ton of prizes donated for the raffle and great hot soup for lunch made for a great day out. A credit to Peter Clemetts planning and organising.

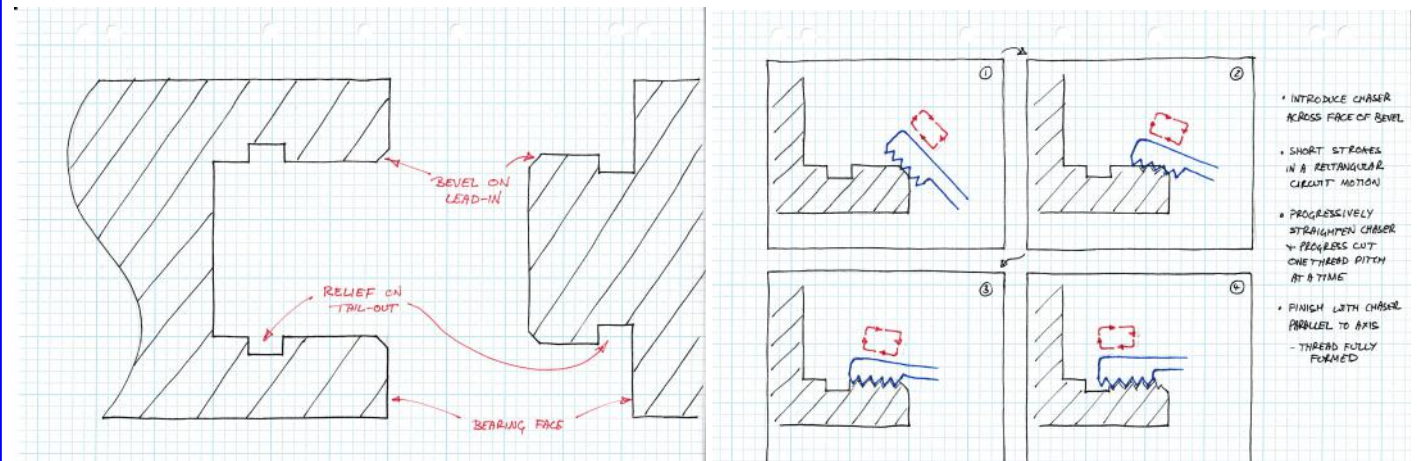
Being a member of a club presumably means that you want to be a part of it, so when club members are asked to help in whatever capacity, think seriously about putting your hand up, as they say, many hands make light work! The day I get trampled on by volunteers lining up to help, I'll die a happy man

Rick Bolch President

May Demonstration ~ Thread Chasing/Cutting by Peter Clemett

Peter explained how he had come to grips with thread chasing by researching turning magazines and U tube. The choice of a suitable reasonably hard dense even wood is essential, and showed us a selection of various woods and materials that he had tried out with varying degrees of success. Several pair of Chasing tools were shown, with 16-20 threads per inch, and read out a 10 point item list for best results (probably in the next newsletter) Peter then prepared a piece of apple for the female thread, stressing the need for a relief groove at the bottom of the threaded section. A piece of Aki Aki was prepared for the male piece, again with a relief groove for the chaser. After the speed was reduced to about 400 R.P.M. (about the maximum suggested) the female piece was set up again and the thread was cut. The chasing tool starts off at an angle to the centre line, and is slowly fed into the hole in a rectangular/circular motion with the tool slowly finishing up parallel to the centre line and the full depth and length of the thread required, you need to practice...The Aki Aki male piece was set up and the section to be threaded was turned down to approximately the diameter of the bottom of the female thread, and a small section, the internal diameter of the female thread, was turned at the start of the section as a depth indicator. The thread was then cut in much the same manner, with the piece being tried against the female thread, then skimmed and recut slightly a couple of times until a good fit was achieved. Another excellent well prepared demo by Peter and look forward to the hands on night...

Rick (scribe)






May Competition Table

June Demonstration Dick Veitch

Dick's demonstration was very much a visual thing showing us before and after pictures of bowls and how to improve shape and design concepts with subtle changes. He showed how, with small adjustments to the form of a bowl, one could significantly enhance the end product.






July Demo was a verity of Club members showing their rigs and jigs and specialist tools



**2nd
Rex
Marshal**



**3rd
Rick
Bolch**



1st Ray Morgan

July Competition Table



July Competition Table


Robert Sorby Demonstration

On the 5th of June Chris Pouncy from Robert Sorby Tools demonstrated a number of Sorby tools at our workshop. This demonstration was sponsored by Carbatec and Bill and Elsie from W.R.Owen Woodturning Supplies had a wide range of Sorby Tools available for sale. Chris demonstrated the ProEdge sharpening system, the Turnmaster tool system, the Texture and Spiraling tool and the Wobble Chuck. This is the first major demonstration we have held at the workshop and everything seemed to work out well. It was well attended and there was enough room for the demonstration and the sales tables. See Page 14 for contact details for Carbatec and W.R. Owen Woodturning.





NAW Demonstration ~ Geoff Addison showing some pewter turning techniques



NAW Demonstration ~ Peter Clemett turning a bowl on a bungee lathe



NAW Demonstration ~ Peter Clemett turning a bowl on a bungee lathe



NAW Demonstration ~ Mike Walker turning boxes

We hosted the AGM of the national Association of Woodworkers on Saturday 6th July at the Harvard Lounge. The NAW organised three demonstrations as part of AGM.

On Page 10 of this newsletter are photos of Geoff Addison showing some pewter turning techniques

On Page 11 and 12 are photos of Peter Clemetts Bungee Lath Demonstation. Peter has made a forge to form his own set of hook tools. He showed the parts of the lathe as he put it together and demonstrated the tool techniques required to turn a bowl on the bungee lathe.

And at the top of this page are photos of Mike Walkers demonstration on Boxes and the use of rear earth magnets as box latches.

Robert Sorby Tools



ProEdge Sharpener



Turnmaster



Wobble Chuck



Spiral Tool

Carbatec
Phone - (09) 274 9454
Fax - (09) 274 9455
Email - orders@carbatec.co.nz

W. R Owen Woodturning Supplies Ltd
Address: 49 Severn Street, Oamaru 9400
Phone/Fax: 03-434-6261
Email: oweturningsupplies@xtra.co.nz

From the Editor

I have been unwell over the last couple of months and was unable to get newsletters out in June and July so this newsletter covers June, July and August. I would especially like to thank Campbell Botting, Rob Seddon-Smith, Wim and Peter Clemett for contributing photos to this edition of the newsletter. I do have a lot of photos from the Oamaru Fun Day but I will include them in the September newsletter. I'm just aware that if I make this one too big it might not fit in some peoples email box.

Making ATM Payments

If you are paying your subscription from an ATM machine make sure you include your NAME with the payment. We are still trying to track down a few payments that we don't have names for.

New NAW Course

We hope to start a new NAW course in September. This will be on the 1st Saturday of each month. If you are interested or know of someone who might be interested, you can email Noel at

noel_chris_graham@xtra.co.nz

This course will start with "Introduction to Woodturning" over two Saturdays where you will be introduced to some of the tools and techniques that woodturners use. If you are interested you can then continue with Level 2,3 and 4 courses. The whole process takes about three years ,one Saturday a month. Workshop is opened from 8:30 – Course runs from 9am to 4pm. Coffee. Tea and Biscuits provided Bring your own lunch \$30 per session (Some sessions have an extra charge for additional material such as Pen Kits or Pepper Grinder Mechanisms.

Mark Teeboon Demonstration Thursday 5th Sept 2pm at the workshop

Mark Teeboon, past president of West Auckland Woodturners guild is visiting Christchurch and will be at our workshop Thursday afternoon 5 September. Mainly a bobbin maker sending bobbins all over the globe, he has offered to do a demonstration of making a needle case. Mark will also bring some pen blanks to swap, He has over 150 different species including; SA River red gum, SA Pink Gum, Swamp kauri, Pururi, Banksia, Tara and Pohutukawa but not many South Island timbers. The demonstration will start around 2pm.

2019/20 Contact Details

Patron: Soren Berger, 25 Rodney St, New Brighton; 388-1004.

Life Member: Bruce Irvine, 401 Withells Rd, Avonhead; 358-8482.

Committee:

President: Ray Hall: 10 Halsey Street, South New Brighton.

Vice President: Rick Bolch: 28 Waiau St, Hoon Hay; 980-5156.

Treasurer: Bill Parsons: 76 Fendalton Rd, Fendalton; 351-5647.

Secretary: Ray Morgan: 154b Brookside Rd, Rolleston; 366-9795.

Newsletter: Joe Hayes: 130 Petrie St, Richmond; 385-3910.

Web Master: Ray Hall: 10 Halsey Street, South New Brighton.

David Caddie: 23 Butts Valley Road, Heathcote. phone 384-3984.

Peter Clemett: 36a Fenhall St, Russley; 342-5242.

Evan Gow: 18 Creese Place, Redwood Christchurch. 021-033-8065.

Noel Graham: 63 Oakley Cres, Hornby; 349-8976.

Alistair Judd:

Keith M^cFadden: 46 Coolspring Way, Redwood; 352-0333.

Rex Marshall: 396 Greers Rd, Bishopdale; 352-9297.

Dee Morgan: 69A Trafford St, Harewood; 359-4386.