



Splinters

The Newsletter of
Christchurch Woodturners
Association Inc



Pen Workshop



South Island Funday



Pen Workshop

A Very Busy Month



South Island Funday



South Island Funday



Wairoa Turn Inn

**Page 2
Upcoming Events**

**Page 4
Pen Workshop**

**Page 9 & 10
South Island Funday**

Upcoming Events

Woodturning at Auburn Reserve Workshop.

Every Thursday 1pm to 4pm and 7pm to 9pm

\$5 for either or both sessions

There is some wood at the workshop but bring your own if you can

There are tool sets available

23th May Club Meeting The HARVARD Community Lounge Corsair Drive Wigram
Wednesday at 7:00pm
Demonstrator is Adriaan Slooten from Timaru

26th May Class 11 Transferred because of FunDay
Saturday 8:30am

21st June Hands ON at the Workshop
Thursday at 7:00pm
Bandsaw maintenance adjustment and safety with Les and Noel

27th June Club Meeting The HARVARD Community Lounge Corsair Drive Wigram
Wednesday at 7:00pm
Demonstrator is Peter Clemett Topic yet to be announced

30th July Community Volunteer Day at the Workshop
Saturday 10am to 4pm
All Welcome – we will be making toys and educational things for the Special Needs Library see page 8

19 July Hands ON at the Workshop
Thursday at 7:00pm
Topic depends on what Peter demonstrates in June

27 July Club Meeting The HARVARD Community Lounge Corsair Drive Wigram
Wednesday at 7:00pm
AGM...AGM...AGM...AGM...AGM...AGM...AGM...AGM...AGM...AGM...AGM...AGM
see page 15 for info on the AGM
Demonstrator Les Brindley Looking at turning miniature things and the tools required to turn them

16 Aug Hands ON at the Workshop
Thursday at 7:00pm

22 Aug Club Meeting The HARVARD Community Lounge Corsair Drive Wigram
Wednesday at 7:00pm
Demonstration to be announced

HOLLOW TURNING TOOLS with NOEL GRAHAM April Demonstration

Noel turned up with more hollowing tools than Bill Owen! He had a bowl blank set up in the chuck and proceeded to show how each tool cuts. Noel stressed that you should try out your hollowing tool on an outside surface so that you can see and feel how it cuts, before using it in a hole. With a wide range of tips and shaped shanks available, a matter of finding what does the job best for you. Some hollowing system tools with several types of shanks can be expensive, so get advice from other members

Rick (scribe)




Pen Making Workshop

On Saturday 28th April we held a Pen Making Workshop. The organisers expected 18 to 24 people to turn up but to our surprise 40 people attended and many of these stayed all day. We even had five people who were not woodturners but were thinking about learning turning. Some of these have since joined the Association. As well as general pen making we also had some demonstrations / discussions on Celtic Knots, encapsulating objects into your own resin pen blanks and finishing techniques for pen makers. The workshop was supported by Native Pens and Timberly and we thank them for helping to make this workshop possible. The success of this workshop has encouraged us to organise more and these will be announced as their dates approach. They will usually be on the 4th Saturday of the month.

The next workshop will be Making your own "Rev's per Minute" display for your lathe. It will be on the 4th Saturday of July. Details are on Page 7

If you would like to have a workshop on a particular topic, discuss this with a committee member and we will try to organise it. At present we are looking at "Chainsaw sharpening and maintenance", "Colouring Techniques", and "Router Lathes ~ what are they and what can they be used for"

Again special thanks to Native Pens and Timberly for their support with the Pen Making workshop. We are thinking of making this an annual event.



1st Peter White



2nd Andy Gorst



3rd David Caddie



April Competition Table Winners



April Competition Table

“Make your own RPM display for your lathe” Workshop

Saturday 28th July 10pm to 2pm at Auburn Reserve Workshop

\$50 for parts, Normal \$5 Workshop charge


If you played with a bit of electronics in the 60's 70's and 80's and wondered how things had developed in the new millennium this could be the workshop for you.

or

If you don't know the first thing about electronics but would really like an RPM display for your lathe, you can build this unit up without having to understand how it works.

No soldering required. We will be using a screw terminal board so all connections can be made with a small flat-blade screwdriver. The project will be based on an Arduino Uno which is a small microprocessor board that costs around \$10. We will be using a two row 16 character LCD Display which connects directly to the Arduino. If you are interested, we can have a look at the circuit diagram of the device and see how the system works.

A Hall effect sensor watches a small rare earth magnet on the spindle of your lathe and sends a pulse to the Arduino every time the magnet goes past. The Arduino counts the pulses in overlapping 3 second intervals and calculates the RPM of your lathe and displays this on the top line of the LCD. The Arduino is programmed in a language called “C”. If you are interested we will have look at the C code so that you can see how the system works.



So for your \$50 you will get the Arduino Uno, the LCD display, the terminal board for making the connections, the rare earth magnet and Hall effect sensor, the software that controls the system and a mains power supply transformer to power the project in your workshop. I'm assuming you can all build your own box to put it in.

As there is a second line on the display and we have plenty of spare microprocessor power we will also have a look at a Feed Rate display on the bottom line. This will allow us to see what length of wood has be “turned” in a given time. This of course depends on the radius (or diameter) of the cut. So we will need to enter our diameter into the system. There are a number of buttons on the LCD display board we can use to set this diameter so we might start at 10mm for turning pens, 30mm 50mm and 70mm for candle sticks and goblets and 100mm 200mm 300mm 400mm and 500mm for bowls. For a 300mm diameter bowl (942mm circumference) turning at 1000 RPM there is 942 meters of wood (nearly a kilometer) passing your bowl gouge every minute. So we can display the Feed Rate in Meters Per Minute (m/min). We will make this part of the display optional so that if you don't want it cluttering up your display you don't have to have it.

You will need to book for this workshop as we need to buy all the electronic parts in advance. There will be a maximum of 10 places on the workshop. If there is more demand than this we will hold a second workshop for the overflow people.

There will be a demonstration unit at the June Meeting for you to have a look at.

You can book by sending an email to joe.hayes@trutrack.com or ringing me on 385-3910

PRESSIES PIECE

With nearly forty members attending our 'Pen Day' at our Auburn workshop, it was indeed encouraging, especially with some new people having a go. With so many people there, it was hard to get anything done as some machines were set up to do specific jobs. So plenty of time for socialising in between turning, all part of the day. Certainly a day like this shows the potential of having our own workshop for future events. So many thanks to Joe in particular and Noel and Rex for organising and setting up the day for us, obviously many newer members taking advantage of the day and equipment. Our next special event day will hopefully be a 'Toys & Wig stand' day on June 30, the fifth Saturday of the month. Many thanks to all of our members who participated and supported our pen day...

Rick (Pressie)

www.timberlywoodturning.co.nz



Purelite
Respirators



TERRY SCOTT
NZ Agent for
BURNMASTER®



35 Pen Kit
Styles



STARBOND
CA GLUE



Also
Woodcut®
TOOLS LIMITED

See website for more

Contact: timberly@xtra.co.nz for an info sheet or ph: (09) 297 7051

Remember, if I cannot break it, no-one can!



**Woodturners Community Volunteer Day Saturday June 30th 10am to 4pm
at the Workshop**

A few months in the year have a 5th Saturday. We are using these 5th Saturdays as a Community Volunteer Day where we can get together as a group of woodturners and use our skills to support our community. We envisage building things for organizations like the Special Needs Library, The Cancer Society and Santa's Workshop, making toys, educational objects, wig-stands, beads of courage boxes and the like. On Saturday 30th June we will be making things for the Special Needs Library. This will include Child size rolling pins, Train with carriages, Trunk and trailer, Aeroplane Quoits, Flappy ducks that you push along, Truck with logs on, and a Helicopter. Plans and wood will be available at the workshop but if you have your own ideas please bring them along.

South Island Funday

At the Oamaru Fun Day on Saturday 12th May, we finished up with enough guys to field two teams, and did a fair enough job of turning three identical platters and three identical bowls, in fact we won the Tina Turner trophy and \$150....After lunch was the club collaboration project, with each club being given three pieces of wood and told to make something!! The four clubs all finished up with something completely different, our turners, Noel and Ray Morgan made a three cornered bowl with a stand beneath it, with Rick adding a spoon in case it was needed. Our show table was not the best with me not reading some fine print somewhere for set up...and we only had seven items instead of the required ten items. I was also asked to be a judge for the show tables which was a new experience for me, and an advantage for future events.

Despite the theme being 'Wedding Anniversary', very few pieces reflected this! However Noel won the prize for the best item on show with a very nice natural edge bowl, so well done Noel. The event was well organised by the Waitaki club and I am looking forward to the annual Spin Around weekend down there in late October.

Rick Bolch



Noel with his Prize winning bowl



Rick receiving the Tina Turner Trophy





Wairoa Turn Inn ~ Otago Woodturners Guild by Peter Clemett

A bright and early start on the morning of Friday 27th April saw me on the road, heading down to Dunedin for the Wairoa Turn Inn – an annual retreat hosted by the Otago Woodturners Guild which has been running for the past 9 years or so. This event is held at the Waiora Scout Park, which is a fantastic facility allowing a full “live in” weekend in a gorgeous environment and relative comfort. This was my first foray to Waiora, and an experience I will be sure to repeat. James Smith had been suggesting to me for several years that I should make the effort to attend and with the added motivation from my NAW role, this year I took up the challenge.

My experience after attending a number such events over the years is that each one tends to have its own unique character, and Wiaora is no different. There's no doubt in this case that the venue sets the tone – nothing like being in the midst of a tranquil woodland with the aim to create wooden art and craft. There's turning, burning, carving, scrollsawing, or whatever takes your fancy. There are no “rules”. The name of the game here is to do your own thing. Progress your own projects, share ideas and take inspiration or guidance from others, or just look, listen, and chat. No projects, no demonstrations, no competitions, no pressure. James had also told me stories of the outstanding Southern hospitality, the reality of which exceeded my expectations. A warm welcome, fantastic and bountiful food, and comfortable accommodation rendered the almost continuous rain all weekend largely irrelevant.

My thanks to Ray Palmer, Leah Jelgersma and the Otago Guild team for a wonderful weekend. I'll be back.



Photos from Stuart Camp of his Kauri and Purpleheart Laminated Bowl. (150mm high). Stuart demonstrated Lamination techniques at a club night a few months ago



Wood Stabilising Service for Pen Blanks and other timber

Native Pens have started a wood stabilisation service. You can send them your blanks and they will complete the stabilizing process before sending them back to you, ready to cut, drill and turn.

Resin stabilizing allows soft, often spalted timber, to be hardened and made suitable for pen making or other projects. Burl or highly figured timber can be stabilized to reduce the risk of chipping or tear-out during turning. With resin stabilized blanks, your pens and projects can have better resistance to wear and tear, giving your products a longer life. Most timbers can be stabilized. Sometimes very dense, oily or sappy timbers are not suitable.

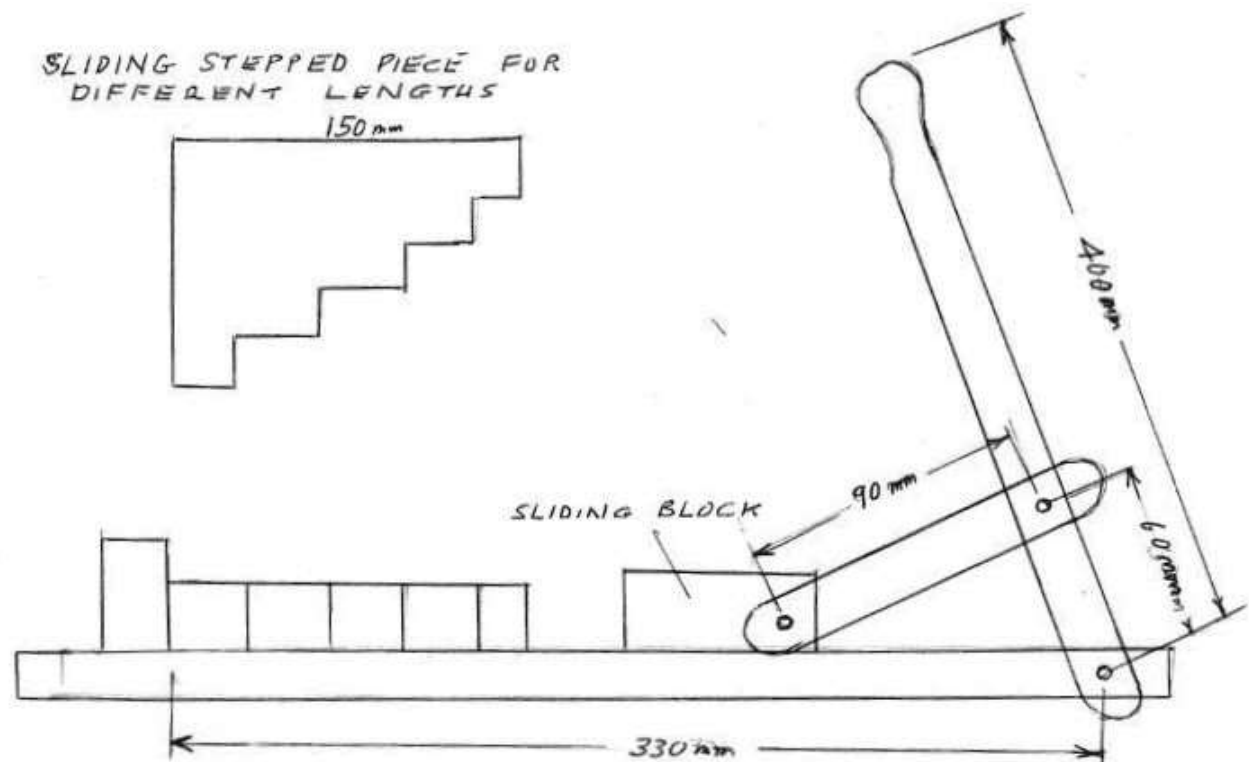
- Blanks must be dry, less than 10% water content preferred.
- Blanks must be clean, dust free and fairly uniform size.
- Blanks should not be drilled.
- Process can take up to 2 weeks if further drying is required.
- Effectiveness of stabilizing varies with species and condition of wood
- Percentage weight change after stabilization varies considerably with species and condition of wood
- Some warping can occur due to curing heat. Again varies with species and grain alignment
- Stabilization may darken the wood to some degree. This effect will vary considerably by species
- Please note that stabilizing will not repair cracks and holes

If you require any further information you can email Richard at nativepens@gmail.com

So if you have some soft punky wood (found by doing the fingernail test) in the middle of some otherwise nice blanks, now you don't have to throw it away, you can get it stabilised.

Stabilisation will cost you \$6.21 incl GST for a blank around 22mm x 22mm x 130mm

Rick's Wood Pen Press Plans



WOODEN PEN PRESS



www.nativepens.co.nz

nativepens@gmail.com



Native Pens





Stephen Hughes
Melbourne, Aus



Neil Joynt
Tokoroa, NZ
turnedinwoodcraft.com



Dixie Biggs,
Florida, USA
dixiebiggs.com

WOODTURNING NEW ZEALAND INTERNATIONAL SYMPOSIUM

4 to 7 October 2018 at
Wesley College, Paerata, Auckland

More on www.sawg.org.nz/symposium



Derek Weidman
Pennsylvania, USA
derekweidman.com/



Richard Raffan
Canberra, Aus
richardraffan.com/



Sally Burnett,
Newcastle under
Lyme, Staffordshire, UK
sallyburnett.co.uk/



Eli Avisera, Israel
turninggalleries.org/eli-avisera.html



Chris Ramsey
Kentucky, USA
chriswramsey.com/



Philippe Cristophini
Marquesas Islands,
French Polynesia



Ken Rays
Queensland, Aus



Keith Tompkins
New York, USA
keithptompkins.com/



Neil Turner
Perth, Aus
neilturnerartisan.com.au/

There will be trade stalls selling all the woodturning tools you need, an instant gallery, competitions, raffles, evening entertainment, and endless tea and coffee.

More information: South Auckland Woodturners Guild website www.sawg.org.nz/symposium
or contact Dick Veitch, 09 298 5775, 021 171 7289 or email events@sawg.org.nz

Our internet Banking Account Number is 031705 0048498 00

End of May is the last date for the discounted Membership Fee

After the end of May – you pay full price

AGM Wednesday July 25th

Get your nominations in for the next Committee. If you would like to be nominated, have a talk to an existing committee member and they will organize this. Nomination forms will be posted out to those that get their newsletter by post and emailed to those who get an email newsletter.

At the AGM there will be a remit to amend the constitution which will allow Life Members to vote at AGMs. I must admit that it does seem a bit bizarre that at present they are not permitted to vote. There was a copy of the remit in the April Splinters and it will be printed again in the June newsletter.

New Name for “Hands ON”

We are looking for a new name for “Hands ON at the Auburn Workshop” on the 3rd Thursday of the month because every Thursday afternoon and evening is “Hands ON” now. Any suggestions will be greatly appreciated. Best suggestion (as decided by the Committee) wins a Chocolate Fish.

2017/18 Contact Details

Patron: Soren Berger, 25 Rodney St, New Brighton; 388 1004.

Life Member: Bruce Irvine, 401 Withells Rd, Avonhead; 358 8482

Committee:

President: Rick Bolch: 28 Waiau St, Hoon Hay; 980 5156.

Treasurer: Bill Parsons: 76 Fendalton Rd, Fendalton; 351 5647.

Secretary: Ray Morgan: 154b Brookside Rd, Rolleston; 366 9795.

Newsletter: Joe Hayes: 130 Petrie St, Richmond; 385 3910.

Web Master: Ray Hall: 10 Halsey Street, South New Brighton.

David Caddie: 23 Butts Valley Road, Heathcote. phone 384 3984.11

Peter Clemett: 36a Fenhall St, Russley; 342 5242.

Evan Gow: 18 Creese Place, Redwood Christchurch. 021 0338065

Noel Graham: 63 Oakley Cres, Hornby; 349 8976.

Murray Hemmingsen: 75 Woodbury St, Russley, 342 5486.

Rex Marshall: 396 Greers Rd, Bishopdale; 352 9297.

Arnold Memelink: 65 Francis Ave Mairehau: 385 3733.