

**Christchurch  
Woodturners  
Association Inc.**

# Splinters

Newsletter of the Christchurch  
Woodturners' Association Inc.

[www.woodturning.org.nz](http://www.woodturning.org.nz)



## **Peter Hutchinson Trophy**



**2014 Winner**

**Peter Clemett**



The club meets for demonstrations on the first Thursday of each month at 7pm in DA02 at the College of Education, and for a free hands-on night at Cobham Intermediate every third Thursday of the month, also at 7pm. All are welcome; a \$3 door charge covers costs for the demonstration evenings.

Page 2... Upcoming  
Events

Page 4... Spin Around  
Waitaki

Page 10...Join the National  
Association of Woodworkers

## Upcoming Events

**August 7th**

**Club Night**

“Box with a threaded lid” demonstrator Dick Veitch

**August 21st**

**Hands On at Cobham**

Air Brush and other colouring techniques. This is a hands on night so bring some timber or projects that you want to colour. We will also have paper available for everyone to experiment with.

**September 4th**

**Club Night**

“Jeweler” various demonstrators

**September 18th**

**Hands On at Cobham**

Carving tools and techniques. A chance to have a “hands on” play with manual and electrical carving tools.

**Oct 2<sup>nd</sup>  
to 5<sup>th</sup>**

**Woodturning New Zealand International Symposium**

At Wesley College, Paerata, just 30 minutes south of Auckland Airport.

Demonstrators include: Phil Irons, Cindy Drozda, David Nittmann, Cythia Gibson, Mike Gibson, Joey Richardson, Ken Wraight, Bruce Wood, Vaughn Richmond, Shane Hewitt, Theo Haralampou, Robbie Graham, Neville and Emma Walker.

**Oct 31<sup>st</sup>  
to Nov 2<sup>nd</sup>**

**Spin Around Waitaki**


At Oamaru Racecourse. Demonstrator is Niki Marshall from Nelson. For more information see Page 4 and 5

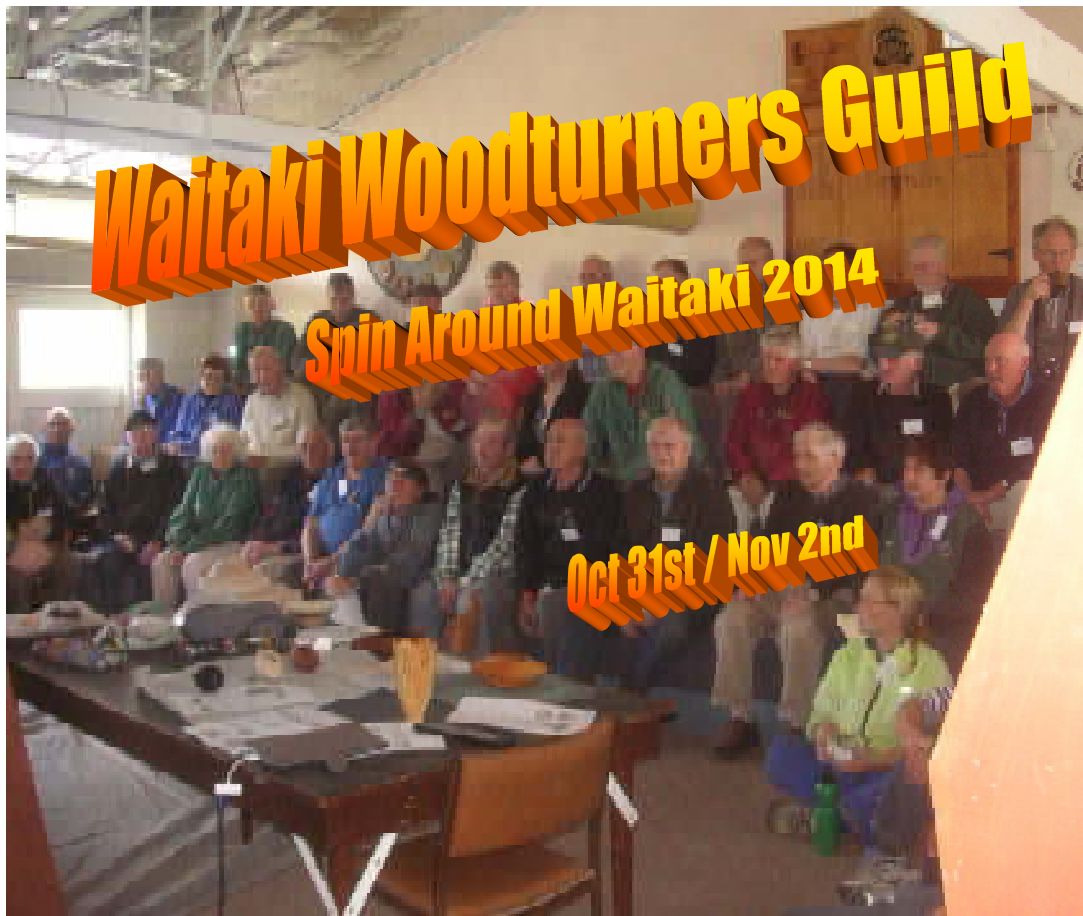
**COLOURING** (June demonstration)

by PETER CLEMETT

Peter Clemett colouring demonstration June 2014 This demonstration was very timely as the next meeting in July is the first competition for the new Peter Hutchinson trophy. So why colour?, well Peter posed the question and there are many answers, it will enhance the project if you have a bland wood, it could help the design or the project could be designed around the decorations. You maybe want to disguise the fact that you are using wood, or not using wood! The best results are generally obtained if you plan before hand to use decorations / painting / embellishments. Peter prepared several wooden bases with white and green paint and showed us his tubes of cheap acrylic paints. Artists colours, as opposed to Student colours, generally have denser and more durable pigments. Some dobs of paint were put onto a platter and a piece of a wet car sponge was put onto the paint and then gently dobbed lightly onto a green painted base. Alternatively, a sea sponge can be used to give a more random effect. Several colours were done in this fashion and a hair drier was used to dry the paint in some cases. This was done until the desired effect was obtained and then the job is sprayed with a clear enamel spray to enhance the look and protect the surface. Someone in the audience suggested using a seagulls feather to achieve a veined granite/marble look. Metallic or iridescent paints can also be used.

Peter then moved on to using an air brush for spray painting. He showed us his air brush which has a double action lever for cotrolling the flow of paint and the flow of air, this unit using about 25 p.s.i. air pressure. He uses the 'Golden ' brand of pre mixed paints. Peter set up a white blank doing slow revs in the lathe and sprayed an opaque red on the outer areas, followed by a transparent yellow. The air brush and resevoir must be thoroughly cleaned between colours...Peter then pulled of a cut maple leaf from a sheet of special Frisket masking film (plastic) and stuck the outer part of the sheet onto the blank like a stencil. The maple leaf shape was then sprayed with two shades of green, which made it stand out from the red and yellow background.He suggested that most artist supplies can be bought at Gordon Harris Supplies in Southwark Street.





## **Weekend of Woodturning, Fellowship, Learning & Sharing.**

**GUEST TURNER is Niki Marshall from Nelson**

**Niki has made turning Oamaru stone one of her signature skills, so come along & partake in & learn about turning Oamaru stone.**

**To Do List:**

- 1. Make a note in your Diary**
- 2. Register as soon as possible, forms will be sent out at the end of July**
- 3. Book your accommodation if required:**

**Special Rate @ Armada Motor Inn P:0800626278 (just mention WWG Spin around).**

**Also not to be missed:**

**Bill Owen: "Woodturning Supplies Ltd" for all you need for your Woodturning & More.**

**For the Partners: TBA  
Raffles, Good Food, Good Company & Good Fun.**

**Contact Ken Newton: [knpnewton@xtra.co.nz](mailto:knpnewton@xtra.co.nz) or P: 03 4387741**

## Welcome to Spin Around Waitaki 2014 Information Sheet

**Friday 31<sup>st</sup> October 12 noon to 9:00pm**

**Saturday 1<sup>st</sup> November 8:30am to 9:00pm**

**Sunday 2<sup>nd</sup> November 8:30am to 3:00pm**

**MEAL TIMES :-** Friday Dinner ~ 6.30 pm;  
Saturday Lunch ~ 12.30 pm  
Saturday Dinner ~ 6.30 pm  
Sunday lunch ~ 12.30 pm

Full Registration (all Meals)	\$145.00
Fri, Sat & Sun (no Meals)	\$ 75.00
Saturday Sunday Only (no Meals)	\$ 58.00
Saturday Only (no Meals)	\$ 48.00
Sunday Only (no Meals)	\$ 28.00
Friday Dinner	\$ 28.00
Saturday Lunch	\$ 16.50
Saturday Dinner	\$ 38.50
Sunday Lunch	\$ 16.50

**EVENTS :-** *Niki Marshall from Nelson is our guest turner, Niki has made turning Oamaru stone one of her signature skills so come along & partake in & learn about turning Oamaru stone.*

*Ongoing activities – Bill Owen" Woodturning Supplies Ltd" with all the gear you need.*

Saturday 10:00am to 3:00pm Wives and partners keep this time free for an afternoon event with Margaret Jamison. The event is yet to be announced and may involve additional costs  
Saturday 5:30pm for those coming to dinner ~ a Happy Hour in the bar off the Dining Room  
Saturday 6:30pm Dinner. After dinner there will be presentation of Trophies and the Raffle Draw  
Sunday 11:00am to 11:15am there will be a critique of some items in the instant gallery

### GENERAL GUIDELINES for SPIN AROUND WAITAKI

- USE SAFETY GEAR & BE AWARE WHEN WATCHING OTHER PEOPLE TURN
  - MEALS ONLY WITH APPROPRIATE TICKET – NO TICKET NO MEAL
  - HAVE FUN, SHARE IDEAS & KNOWLEDGE, MAKE FRIENDS
  - BUY a number on the RAFFLE BOARD ~ \$5 per number ~ limited to 100 numbers ~ quality prizes
- 

**CAMPER VANS** will be allowed on sight as per previous years, Main Gate to be locked o/ night **No vans** allowed on sight that are not connected with Spin around.

**SAME PROFESSIONAL CATERERS AGAIN THIS YEAR.**

## Turning Over the Ditch by Danny Brooks

It was with a heavy heart that I left Christchurch and the woodturning club at the end of 2013. It was here that I'd bought a lathe and chisels, turned my first bowls and pens, and um, hadn't progressed much beyond that, actually. But it was such a lot of fun.

The mentors with their open sheds, the regular and varied club nights, whether you wanted to stand around in the Cobham workshop or blend in and learn from an expert in the uni classroom.

Much of what I had enjoyed happened outside of regular meetings. Visiting turners in their sheds and lounge rooms, getting a lesson from Rex in the sunshine or dropping in for a quick stop but talking long with Bruce and Celia. Getting to know so many of the club members and marveling at what they could do, and were willing to share and pass on – time, skills and occasionally some wood.

Last Christmas, we pulled up stumps when another house failed to show itself after a couple of years and Brooklands' demise. I regret leaving the wood behind – I should have painted or oiled it and put it in the container. I miss the kauri and the yew – both fairly thin on the ground here.

But we've landed on our feet, and God has been good to us. We both enjoy teaching at the same school, my alma mater, and I'm loving how it has changed over a couple of decades yet has kept some character.

The locals are friendly, and a few of them are old Kiwis. One tip led to us stumbling on to a couple of pallets of milled Tasmanian blackwood, Vic ash, jarrah and so on in a timber warehouse that was closing down. That took the sting out of leaving the kauri on the far bank of the Tasman.

I'm delighted to be around my family and am spending most of my spare time catching up with my parents, plus two brothers and their families: the novelty is yet to wear off, for me at least. My nephews have enjoyed getting their hands on some pyrography in their grandfather's shed, the tidying of which – to allow for this kind of fun – has been a major project since my return.

I've joined a local turning club, Eastern Woodturners. They are hard to find on the web, but you might catch a glimpse on the website of their Wandin HQ, *Mont de Lancey*. It's an historic homestead which hosts plenty of tour groups, and the club has a smallish but well-equipped shed on site. Club members open up and demonstrate for touring school groups and on open days, and any pair of members can drop in a couple of days a week and turn. When I find some spare time.



I've discovered that plain old gum trees can hide some beautiful timber. My brother felled an anonymous old backyard eucalypt a few years ago, and I was pleased to find my first bit of Aussie wood had a rich pink heart surrounded by rich rimu brown colour and figure. It turns out to be southern mahogany – lots of the gums are named for other trees, like Tassie oak and mountain ash.

So, the wood-scrounging continues to build up the collection. There's 25 fellas to get to know at the new club. As always, the battle for spare time to turn goes on. Life is good and I hope to pop into Christchurch again sometime soon – maybe when it's topping 40 degrees here, but you've got a liveable 25, and rivers worth swimming in. I'll try to time it for the first Thursday of the month.

danny.brooks@ec.vic.edu.au


### **CELTIC KNOTS MADE EASY** (July Demonstration)

by NOEL GRAHAM

Following Sorens critique of the show table pieces, Noel stressed the need for the club to do better with the finish on our pieces....

Noel had a tenon saw set up to cut 45 degrees in a stand and did a cut through a 25mm square section blank, but not cutting through the last 2mm. The blank was double ended which also makes it easier to hold. He then cut two squares of a black veneer and pushed them together into the cut, before super glueing all around the veneer pieces. The opposite side of the blank was also similarly cut and glued. Noel then produced a completed blank and mounted it on a pen mandrel and proceeded to turn the blank down to about 20mm dia, before re glueing the inserts. It was then turned down to about 15mm. dia. and shaped to suit, before sanding down through the grades. For a finish, wax's are not good for pens due to the constant handling..Noel said he would usually rub on super glue by hand as a sealer. He then rubbed on the Triple EEE as an undercoat, followed by two coats of a GLOW polish., which pretty much finished the demonstration. Celtic knots done by Rex and Rick were also shown as examples.

By Rick Bolch



### **President's Piece – Aug/Sep 2014**

Well, another AGM has passed and once again I pen this column as the first of a new term as your President. Thank you to everyone who voted, and thanks for the confidence you have shown in electing me to serve our Club again in this capacity.

The Committee has undergone a number of changes and additions which I'd like to mention. Firstly, you should be aware that Bruce Irvine has retired as Secretary, and Ray Morgan has been elected into the office in his stead. The role of Secretary is arguably one of the busiest and most influential in the smooth running of any club or organisation. That Bruce has served our Club in this capacity for close on 15 years speaks volumes for his effectiveness in the role and the high regard in which he has been held by our membership. I'm confident you will all join me in offering thanks to Bruce for his dedication and contribution over this time.

We welcome Murray Hemmingsen, Ray Hall, and Lee Whitely on board as first-time Committee members, and look forward to their input and new perspectives. All previous members of the Committee were returned. A full list of the new-look Committee and office bearers can be found elsewhere in this Newsletter.

Mid-Winter, with its short days, cold weather, and all manner of seasonal ailments is renowned for bringing on the "blues". Although I have managed thus far to avoid the latter, I find instead that I have developed a mild case of workshop envy. For the last few months I have been giving thought to some reorganisation of space in my own shop, looking to make room for a few new pieces of equipment and a yet to be constructed workbench. Having put a fair bit of time into researching and drawing up layout options I'd finally identified one I can make work and was happy with. I was feeling pretty smug about it too. That was, until I visited the clubrooms and workshop of the Blackhall Range woodcrafters (URL) on a recent holiday to the Australian Sunshine Coast. They boast a membership of around 180 and have facilities to die for – heaps of space indoors and out, and everything needed to convert logs to finished articles by just about any means. Hopefully there will room in the newsletter for a few of the photos I took.

Then, a few weeks back I travelled down to Timaru, joining several others from our Club to participate in a weekend of demonstrations and hands-on workshops with Alby Hall, one of New Zealand's premiere wood artists. I had been keenly anticipating this event and was not disappointed. Alby is a great teacher and very openly shared the experience and knowledge he's gained over many decades. It was my first visit to the Timaru clubrooms, and once again I found myself casting an envious eye around. The club there have done themselves proud with the fitout of old buildings at the Washdyke Raceway, and produced an excellent facility for their use and the running of such events.

Oh well, I guess I'll just have to refocus on my own situation and make the most of it or start buying Lotto tickets.

Happy turning everyone.

Photos on Page 9

Peter





## **National Association of Woodworkers NZ Membership**

As a member of an affiliated club you can become a member of the NAW for \$45 a year.

Every individual member receives a copy of our popular national magazine, Creative Wood, four times a year. This is packed with informative shared experiences and ideas and articles on forthcoming and past events around the country (and overseas), project ideas and instructions, tool and machinery reviews and hints, book reviews, historical information, and other inspirational items, as well as NAW member notices and details of NAW member clubs.

Every NAW member club also receives a copy (usually placed in the club library). Contributions from members are welcomed, subject to overall editorial oversight of the Editor.

The NAW coordinates demonstrator tours around the country, with costs shared across all participating clubs. The aim is to break even, but the NAW underwrites any losses, making a modest excess on some tours to off-set losses on others.

These demonstrators are almost always professionals, many being internationally recognised. Such demonstrators take time out of their workshops from what they do for a living, and what they charge is a modest return for their time away from home.

Every individual NAW member receives a membership card. When an individual NAW Member attends an NAW-sponsored touring demonstration that Member receives a discount in recognition of their individual NAW membership.

Members need to produce their NAW membership cards to obtain this discount. Typically, this is a \$5 discount off the general demonstration, Master Class and Master Class observer attendance fees.

As well as giving you affordable and discounted access through demonstrations and tutorials, to top overseas and New Zealand teachers, there are many inter-club events in the NAW calendar that give members an opportunity to mix socially and to trade ideas and techniques. This is especially true of participatory events.

NAW monogrammed polo shirts, poly fleece jackets and caps can be purchased at competitive prices through the NAW website. Obtaining and wearing this clothing enables members to show their pride in the NAW.

Members have access to the NAW Education Opportunity Grants Programme, typically to help with expenses for traveling, tuition and workshops. As a member of NAW you are not only part of the active woodskills community in New Zealand but you also have access to the worldwide woodturning and woodcrafting community.

Check out the NAW website for more details at [www.naw.org.nz](http://www.naw.org.nz)

### **Tedge's Wholemeal Chocolate Caramel Slice**

(this is a double mixture)

as requested after its success at the Fun Day

**Crunchy base:**

150g butter  
4 tablespoons brown sugar  
2 teaspoon ground cinnamon  
120g white flour  
120g stoneground wholemeal flour

**Filling:**

240g butter  
100g brown sugar  
4 tablespoons golden syrup  
1 can sweetened condensed milk (395-400g)  
1 teaspoon vanilla essence  
1 teaspoon ground cinnamon

**Topping:**

140g dark chocolate  
25g butter

Base: cream butter & sugar. Mix flours & cinnamon & add. Mix till combined. Press mixture into a lined 20 x 30cm tin. Bake about 20 minutes till golden brown. Cool while you make the filling.

Filling: Put butter, sugar, syrup & condensed milk into a heavy based saucepan, stir over a low heat to dissolve. Slowly bring to the boil, stirring all the time, & cook, for about 6-7 minutes until thick. Stir mixture all the time & try not to burn it!

Remove from the element, beat in the cinnamon & vanilla essence. Spread filling over the base. Cool to room temperature then put it in the fridge.

Topping: melt chocolate & butter together, 1-2 minutes in the microwave, or in a bowl over a saucepan of hot water. Spread over the cooled caramel filling.

When set, cut into small pieces.

Eat. Enjoy. Share with friends.

#### **Web site update**

Ray Hall and Joe Hayes are working on an update to our website. We have been running out of space for the News Letters and Photos. There will be new sections on the website for links to woodturning techniques and projects on the internet and new photographic section on woodturning events and demonstrations and possibly a photo gallery for members work. Our art and craft is primarily visual so it makes sense to have a good photographic record of what we do. When this is up and running many of the photos that are now in the news letter will be shown on the website in higher resolution and colour. We hope to have the new site up within the next month or two.

### Overdue Library Books

Check your bookshelves ~ These are SOME of the titles we are missing  
Do you have any of these?

40 More Woodworking Plans and Projects  
The Art of Turned Bowls  
The Fine Art of Small Scale Woodturning  
Shapes for Woodturners

Making Small Wooden Boxes  
Turning Pens and Pencils  
Woodturning A Source Book of Shapes  
The Woodturners Workbook

These are just some of the titles that are missing from the Library

#### Woodturning at the Men's Shed

Don't forget, Woodturning at the Aldred Men's Shed every Tuesday afternoon, Corner of Nancy Ave and Knowles St. Gold coin for entry. There are three or four regulars but we really need a few more people to make the project viable.

#### New Course (Class 10) at Cobham

There will be new Saturday classes starting at Cobham in September if we get sufficient interest. If YOU are interested or know anybody that might be, you can contact Noel at 349 8976 to discuss details. Class cost \$30 per session

### 2014/15 Committee Contact Details

Patron: Soren Berger, 25 Rodney St, New Brighton; 388 1004.

President: Peter Clemett: 36a Fenhall St, Russley; 342 5242.

Vice President: Rick Bolch: 28 Waiau St, Hoon Hay; 980 5156.

Treasurer: Bill Parsons, 76 Fendalton Rd, Fendalton; 351 5647.

Secretary: Ray Morgan: 154b Brookside Rd, Rolleston; 366 9795.

Newsletter: Joe Hayes, 130 Petrie St, Richmond; 385 3910.

Web Master: Ray Hall, 10 Halsey Street, South New Brighton.

Noel Graham: 63 Oakley Cres, Hornby; 349 8976.

Murray Hemmingsen, 75 Woodbury Street, Russley, 342 5486.

Bruce Irvine, 401 Withells Rd, Avonhead; 358 8482.

Celia Irvine: 401 Withells Rd, Avonhead; 358 8482.

Pat Jordan, 39 McBeath Ave, Hoon Hay; 942 4279.

Rex Marshall: 396 Greers Rd, Bishopdale; 352 9297.

John Scott: 26 Carston St, Leeston; 324 8340.

Lee Whiteley, 34 Cicada Place, Hei Hei, 342 7525.

Mike Wing: 7 Donovan Pl, Halswell; 741 1475.