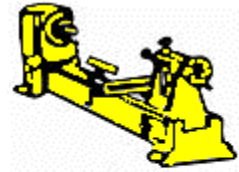


**Christchurch  
Woodturners  
Association Inc.**

# Splinters

Newsletter of the Christchurch  
Woodturners' Association Inc.

[www.woodturning.org.nz](http://www.woodturning.org.nz)



**Christchurch  
Woodturners  
Association Inc.**



**Liz  
Stuart  
and  
Noel**

## **Hari Hari Collaberation**

## **Go West Young Man...**



**Page 2  
Upcoming Events**

**Page 3 & 4  
HariHari**

**Page 10 & 11  
Presidents Report**

## Upcoming Events

**Aug 4<sup>th</sup>** **Club Night** Tuesday 7:30pm  
The HARVARD Community Lounge Corsair Drive Wigram  
Colouring of textures with Noel

**Aug 7<sup>th</sup> to 9<sup>th</sup>** **Taieri Woodworkers Club**  
The weekend of woodworking activity is held at the Otago Youth Adventure Trust facility at Berwick forest about 20 kilometers south of Dunedin. Meals are provided, participants will need to supply bedding. Bring your own lathe, scroll saw or carving tools etc, limited club equipment will be available..For more details contact Murray Blackley, 41 Littlebourne Rd Roslyn, Dunedin 9010.Or email : [murrayblackley@clear.net.nz](mailto:murrayblackley@clear.net.nz)

**Aug 20<sup>th</sup>** **Hands On at Cobham** Thursday 7pm  
**Using Guilders Paste.** Spirited Colours for Colourful People  
We will be looking at two techniques for applying Guilders Paste, fingering it onto the work and thinning it down and painting it on by brush.

**Sept 1<sup>st</sup>** **Club Night** Tuesday 7:30pm  
The HARVARD Community Lounge Corsair Drive Wigram  
The demonstration will be Peter looking at **Pyrography** with a special emphasis on making and using brands

**Sept 17<sup>th</sup>** **Hands on at Cobham** Thursday 7pm  
**Piercing techniques** for bowls and vases. Using knives, carving tools and Dremel bits to add pierced patterns to your work. If you have always wanted to experiment with this technique bring along a thin vase or bowl and we will have a play. There will also be some thin flat wood available to practice on

**Oct 30<sup>th</sup> to Nov 1<sup>st</sup>** **Spin Around Waitaki**


Spin Around is held in Waitaki Guild Club Rooms,Oamaru Race course SH1 just Nth of township. Guest demonstrator is Ken Wraight from Australia, Ken has demonstrated around the World & has won the top Australian award a number of times for his fine Woodwork. For more information contact Ken Newton, 034387741 e-mail [knpnewton@xtra.co.nz](mailto:knpnewton@xtra.co.nz)

August September 2015



Hari Hari ~The finished work

August September 2015



**Hari Hari ~ The Process**

## June demonstration Noel Graham on using Hollowing Tools:

Noel first talked about knowing how the tools worked , the angles , shape etc. and that some tools are better for end grain than others. He suggested that you turn on the outside of a piece of wood first to observe the cutting angle and how the shavings come off and how the cutting action feels with the chisel, because deeper turned holes will be done by touch , feel and sound. Noel demonstrated several types of tools and their performance on the outside of a bowl blank.

He then mounted a piece of Elm , about 80mm. dia., in the chuck and using the tailstock centre , roughed out the shape of a vase, which he then proceeded to part in half. The piece in the chuck was then hollowed out using a bowl gouge and then other hollowing tools. Then finally cutting in an internal step for glueing purposes. The previously cut off piece was mounted in the chuck and a step was cut for locating and glueing , before hollowing it out , with a larger internal diameter towards the chuck end. The two pieces can then be glued together.

Noel had a previously prepared vase and shaped the outside of the vase, explaining how the rule of thirds should be observed to obtain a pleasing shape. Then , leaving the centre in for support, he started hollowing out the end as much as possible. This would be the top of the vase. The centre was removed and the hollowing was completed with blending in into the previously hollowed out section and the top rim was shaped. The join was marked with a pencil, plus a line about 10 mm. either side and these were hot wired to disguise the glued joint.

The base in the chuck was turned down to the desired size and shape and then parted off. Another thorough demonstration by Noel, done at short notice...  
Rick ( scribe )



August September 2015



June Display Table (cont on next page)

August September 2015



Wonderful  
Eating  
Soaked  
Tower  
Bill & Bruce

June Display Table (continued)

## July demonstration ~ Embellishment & Decorating with Tedge Memelink

Tedge showed us how she scrapes a coloured wax pastel stick and then mixes the scrapings with a bees wax, thus saves having to buy many different coloured waxes. This was then rubbed onto a piece of oak, and several other examples were shown.

She then demonstrated a masking compound and how to mask a platter with a latex type mix, which was later removed to reveal Japanese printing. On a dark piece of board, Tedge placed four dabs of dark acrylic paint, and a white dab as well. Then using a small piece of sponge, she used various combinations of the dark colours to dab all over a flat piece of green board. Then using a feather with the white paint, she lightly drew white lines on the board, which finished up looking like a piece of veined green marble.



Several bowls were passed around showing these effects. Tedge then drew some lines and shapes on a large piece of paper and doodled with designs and shapes and coloured in some areas with water base coloured Tombow pens. There was a good selection of embellished bowls and platters on the table for members to look at for ideas.

Rick Bolch Scribe





August September 2015



July Show Table

## **PRESIDENT'S REPORT at the AGM 2015**

It is with great pleasure that I present this report on the state of our Club for the 2014-2015 year. I have had the privilege of serving as your President now for two full terms, and would like to take this opportunity to thank both the committee for their support and you, our members, for the continued confidence you have shown in me.

We are very fortunate to have a robust and experienced committee who manage the day to day affairs necessary for the smooth running of a Club such as ours. Of the 13 members, many are long-serving, and all put in considerable time and effort behind the scenes. My role as President is straightforward due to their support and dedication, for which I am grateful and truly humbled.

However, we cannot simply assume that the current state of affairs will continue unchanged. Some members will be standing down this year and it is possible we may be short of candidates to fill all offices at election time. I would urge all non-committee members to consider if this is the year they will step forward and take a greater level of responsibility for the running of our Club.

The incoming committee this year was faced with the need to address serious concerns regarding the forecast cashflow. We have taken positive steps to reduce our liabilities, and in particular tackle our most significant ongoing expenses – foremost among them being rental costs for our monthly meeting venue. The decision to shift away from the University of Canterbury was an economic necessity, albeit one tinged with regret at discontinuing our long-standing association. Focus on other cost control measures and the search for new income streams will continue to occupy the attention of future committees.

Attendance at Club nights and hands-on sessions remains steady. We do acknowledge that the change of monthly meeting day and time forced upon us with the change of venue is a challenge for some members, however it has also had the positive effect of making them more accessible to others. We are also still learning how to make most effective use of the Harvard Community Lounge facilities to bring attendees the best experience. We have received occasional commentary on various aspects and do seek to build on it where we can to improve the situation for all. As a committee it is important that we stay connected to the needs and desires of our membership through such feedback, and encourage anyone to express their views if you feel we can do better.

The Club's calendar of regular activities and special events continues to offer members a wide range of opportunities for participation, and the sharing of knowledge, experiences and fellowship.

This year has seen club night demonstrations covering such diverse topics as pen making, wheels, boxes with threaded lids, turning coloured pencils, scoops, re-using scrap wood, jewellery,

collaborative work, split turning, and hollowing. Hands-on evenings at Cobham have also introduced a wide array of different tools and techniques for planning, shaping, holding, and embellishing work. Thanks go to all those who organise and/or deliver these demonstrations. These not only add interest and educational elements to the evenings but also serve as a stimulus to our own creativity and motivation to try something new.

Events hosted other clubs during the year have been well supported by our members. These have included: demonstrations and a master class conducted by Alby Hall and hosted by the Timaru club; the international symposium organised and hosted by the South Auckland club; Nikki Marshall demonstrating at SpinAround Waitaki; the Nick Agar tour and master class organised by the NAW; and, Learn & Turn at HariHari.

Closer to home, our club was again in prominent attendance at the Avic Hill craft fair where finished items were for sale and members of the public had the opportunity for a hands-on turning experience.

Our club also successfully hosted the South Island Fun Day event for the second year in a row. In this we were supported by the NAW's contribution of prize money and attendance of the President as guest judge. Thanks must go again to all who made donations and/or contributed in some way to this great day.

Show tables and club competitions have seen a core of enthusiastic contributors, vying to secure one of the trophies on offer. Although the competitive aspect is not necessarily a motivator for all, the sharing of work of all types is integral to our club's purpose, and all members are strongly encouraged to support this activity.

Finally, the certificate course of tuition has continued its regular programme under the tutelage of Noel and Rex. Classes 7 and 8 graduated last year and were presented with their certificates at a showcase event and gala dinner in October.

Peter Clemett

President, Christchurch Woodturners' Association

### **Direct Credit / Internet Banking**

If you would like to pay your annual subscription by direct credit the Associations Bank Account Number is **031705 0048498 00**

### **Twenty-Year Anniversary**

Don't forget our Twenty Year Anniversary next year. If you have any good ideas on how we can celebrate this milestone have a chat with a committee member. A Subcommittee has been formed to organise this event and they would like to hear any ideas you have.

### **2014/15 Committee Contact Details**

Patron: Soren Berger, 25 Rodney St, New Brighton; 388 1004.

President: Peter Clemett: 36a Fenhall St, Russley; 342 5242.

Vice President: Rick Bolch: 28 Waiau St, Hoon Hay; 980 5156.

Treasurer: Bill Parsons, 76 Fendalton Rd, Fendalton; 351 5647.

Secretary: Ray Morgan: 154b Brookside Rd, Rolleston; 366 9795.

Newsletter: Joe Hayes, 130 Petrie St, Richmond; 385 3910.

Web Master: Ray Hall, 10 Halsey Street, South New Brighton.

Noel Graham: 63 Oakley Cres, Hornby; 349 8976.

Murray Hemmingsen, 75 Woodbury St, Russley, 342 5486.

Bruce Irvine, 401 Withells Rd, Avonhead; 358 8482.

Celia Irvine: 401 Withells Rd, Avonhead; 358 8482.

Pat Jordan, 39 McBeath Ave, Hoon Hay; 942 4279.

Rex Marshall: 396 Greers Rd, Bishopdale; 352 9297.

Arnold Memelink: 65 Francis Ave Mairehau: 385 3733.

John Scott: 26 Carston St, Leeston; 324 8340.

Mike Wing: 7 Donovan Pl, Halswell; 741 1475.